

swiss made +



CATALOGUE 2012  
technology at your fingertips

# Index

**Company Profile**.....3

**CUTTERS & PLIERS**

High Precision Cutters & Pliers .....5

Microshears and Cutters .....8

Inspections quality test procedures .....8

**TWEEZERS**

High Precision Tweezers .....10

High Precision Mini Tweezers .....14

High Precision Reverse Action Tweezers .....15

General Purpose Tweezers.....16

Boley Tweezers .....17

Ceramic Replaceable Tip Tweezers .....18

Plastic Tip Tweezers.....18

Plastic Replaceable Tip Tweezers.....20

Soft Tip Tweezers.....22

Material ESD test procedures .....22

Plastic Tweezers .....23

Ergonomic ESD Cushion Grip Tweezers.....24

Ergonomic ESD Foam Grip Tweezers.....25

ESD Epoxy Precision Tweezers .....26

Flat Tip Tweezers .....27

SMD Tweezers .....28

Wafer Tweezers .....29

Components Positioning Tweezers .....31

Strong Tweezers .....32

Jewellery Tweezers .....33

Material Technical Data Sheet .....35

**MORE TECHNOLOGY AT YOUR FINGERTIPS**

Professional Scalpels and Blades .....39

Vacuum Tools .....41

Soldering Irons and Soldering Tools .....42

PCSA and PC-40 Circuit Boards Holders .....44

Solvent Dispenser .....44

Rubber Blower with Compressor .....45

Visual Inspection .....45

Smart Tweezers - LCR Metter .....46

Wire Stripping Thermal Tweezers .....47

**Product Index** .....48

**Directions** .....50

# Company Profile

---

Ideal-tek, founded in 1965, is a Swiss company manufacturing top quality hand made tools with 50 employees, selling its products in 40 countries in 5 continents. The activities of the company are organized in two business units: manufacturer of hand tools & master distributor for high quality accessories and consumables. Our main market segments are electronics, medical device, watch industry, jewellery, laboratories and universities.

High quality is achieved by giving human resources the best possible support in terms of technology and manufacturing equipment. Certified ISO 9001 since 1994.

Our investments focus on research and development of new solutions/products and applications in order to meet our customer's increasing requirements.

Choosing Ideal-tek means selecting a partner who fully understands the needs of customers.

Sincerely  
Ideal-tek







# High Precision Cutters & Pliers

- High quality ball bearing steel
- 63 - 65 Rockwell Hardness (HRC): Pyrometer controlled inductive hardening
- All cutters available in three types of cutting blades:
  - SEMI-FLUSH, for soft and hard wire.
  - FLUSH, for very precise cutting of soft wire.
  - FULL-FLUSH, for a perfect cutting of soft wire.

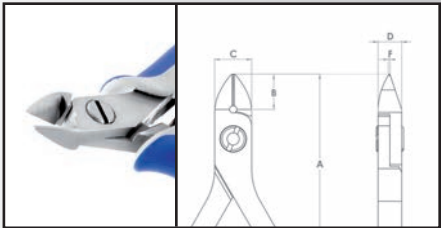


- 2-Component ESD Ergonomic handles, soft comfortable gripping surface, hard plastic core.
- Dual leaf springs in stainless steel
- Lap joint with screw in order to achieve a high level of strength and precision. The nut is made of hardened alloy steel to resist high cutting load. The screw is fine-pitched for perfect joint adjustment.

## The Cutters

### - Oval

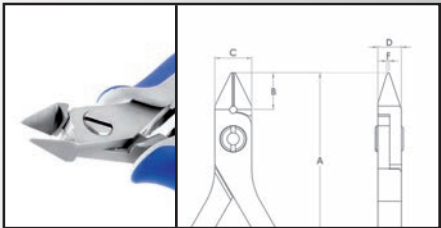
Small: robust, slim shape, an optimum balance between durability and accessibility.  
Big: very strong and durable, for intensive cutting operations.



Art. No.	A [mm]	B [mm]	C [mm]	D [mm]	F [mm]	Cutting edges	Cutting capacity wire mm/AWG			
							Cu-wire	Yellow gold	White gold	Platinum
5140	123	10	10	6.4	0.5	Semi-flush	0.2-1.2 / 32-17	0.2-1.1 / 32-17	0.2-1.0 / 32-18	0.2-0.9 / 32-19
5141	123	10	10	6.4	0.5	Flush	0.1-1.2 / 38-17	0.1-1.1 / 38-17	0.1-1.0 / 38-18	0.1-0.9 / 38-19
5142	123	10	10	6.4	0.5	Full-flush	0.1-1.0 / 38-18	0.1-0.9 / 38-19	0.1-0.8 / 38-20	0.1-0.7 / 38-21
5150	125	12.5	12.5	6.4	0.5	Semi-flush	0.3-1.6 / 29-14	0.3-1.5 / 29-15	0.3-1.4 / 29-15	0.3-1.3 / 29-16
5151	125	12.5	12.5	6.4	0.5	Flush	0.2-1.6 / 32-14	0.2-1.5 / 32-15	0.2-1.4 / 32-15	0.2-1.3 / 32-16
5152	125	12.5	12.5	6.4	0.5	Full-flush	0.2-1.2 / 32-17	0.2-1.1 / 32-17	0.2-1.0 / 32-18	0.2-0.9 / 32-19

### - Tapered

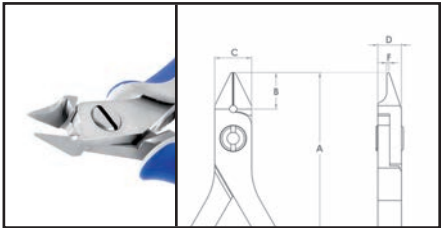
Small: pointed head shape, slim and optimum balance between durability and accessibility.  
Big: robust and versatile. Pointed head shape to increase accessibility when limited space.



Art. No.	A [mm]	B [mm]	C [mm]	D [mm]	F [mm]	Cutting edges	Cutting capacity wire mm/AWG			
							Cu-wire	Yellow gold	White gold	Platinum
5340	123	10	10	6.4	0.5	Semi-flush	0.2-1.2 / 32-17	0.2-1.1 / 32-17	0.2-1.0 / 32-18	0.2-0.9 / 32-19
5341	123	10	10	6.4	0.5	Flush	0.1-1.2 / 38-17	0.1-1.1 / 38-17	0.1-1.0 / 38-18	0.1-0.9 / 38-19
5342	123	10	10	6.4	0.5	Full-flush	0.1-1.0 / 38-18	0.1-0.9 / 38-19	0.1-0.8 / 38-20	0.1-0.7 / 38-21
5350	125	12.5	12.5	6.4	0.5	Semi-flush	0.3-1.6 / 29-14	0.3-1.5 / 29-15	0.3-1.4 / 29-15	0.3-1.3 / 29-16
5351	125	12.5	12.5	6.4	0.5	Flush	0.2-1.6 / 32-14	0.2-1.5 / 32-15	0.2-1.4 / 32-15	0.2-1.3 / 32-16
5352	125	12.5	12.5	6.4	0.5	Full-flush	0.2-1.2 / 32-17	0.2-1.1 / 32-17	0.2-1.0 / 32-18	0.2-0.9 / 32-19

- Tapered and relieved

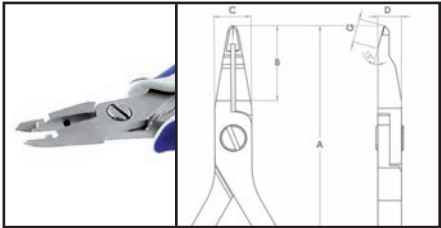
Pointed head shape and deep relief for a very low profile to maximize accessibility when limited space.



Art. No.	A [mm]	B [mm]	C [mm]	D [mm]	F [mm]	Cutting edges	Cutting capacity wire mm/AWG			
							Cu-wire	Yellow gold	White gold	Platinum
5540	123	10	10	6.4	0.5	Semi-flush	0.2-1.2 / 32-17	0.2-1.1 / 32-17	0.2-1.0 / 32-18	0.2-0.9 / 32-19
5541	123	10	10	6.4	0.5	Flush	0.1-1.2 / 38-17	0.1-1.1 / 38-17	0.1-1.0 / 38-18	0.1-0.9 / 38-19
5542	123	10	10	6.4	0.5	Full-flush	0.1-0.8 / 38-20	0.1-0.9 / 38-19	0.1-0.8 / 38-20	0.1-0.7 / 38-21

- Micro Tip 15°cutters

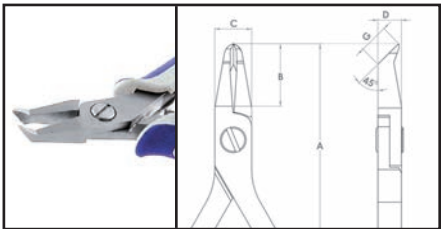
Long, narrow jaws. Sharp edges for cutting at the very tip. Deep relief for an exceptionally low profile.



Art. No.	A [mm]	B [mm]	C [mm]	D [mm]	F [mm]	G [mm]	Cutting edges	Cutting capacity wire mm/AWG			
								Cu-wire	Yellow gold	White gold	Platinum
5233	136	23.2	10	6.4	0.5	5.2	Full Flush	0.1-0.8 / 38-20	0.1-0.7 / 38-21	0.1-0.6 / 38-23	0.1-0.5 / 38-25

- Angle 50° cutters

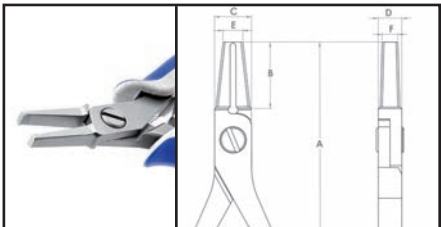
Angulated and relieved cutter to maximize accessibility and visibility when limited space.



Art. No.	A [mm]	B [mm]	C [mm]	D [mm]	F [mm]	G [mm]	Cutting edges	Cutting capacity wire mm/AWG			
								Cu-wire	Yellow gold	White gold	Platinum
5247	132	19.2	10	6.4	0.5	6.5	Flush	0.1-1.2 / 38-17	0.1-1.1 / 38-17	0.1-1.0 / 38-18	0.1-0.9 / 38-19

- Front cutters

Tip cutters for vertical tip cutting.




Art. No.	A [mm]	B [mm]	C [mm]	D [mm]	E [mm]	F [mm]	Cutting edges	Cutting capacity wire mm/AWG			
								Cu-wire	Yellow gold	White gold	Platinum
5291	113	18.5	10	6.4	6.4	4.3	Flush	0.1-1.2 / 38-17	0.1-1.1 / 38-17	0.1-1.0 / 38-18	0.1-0.9 / 38-19

Wire Lead Catchers

Wire Lead Catcher, made of stainless steel AISI 304, for our high precision cutters with 10mm box or 12.5mm box.  
Packed in box of 20 bags in minigrip of 5 (Total 100 pcs).

Art. No.	Description
WLC100	100 pcs; for cutters with box joint of 10mm
WLC125	100 pcs; for cutters with box joint of 12.5mm



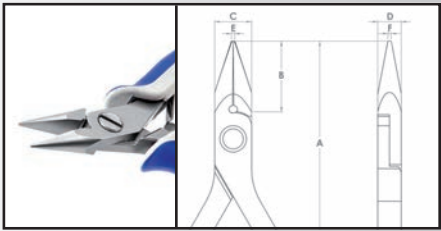


# The Pliers

## - Snipe nose

Commonly used in electronic assembly and rework, as well as in fine jewellery and beading work. Long bent nose pliers have flat-faced inner jaws.

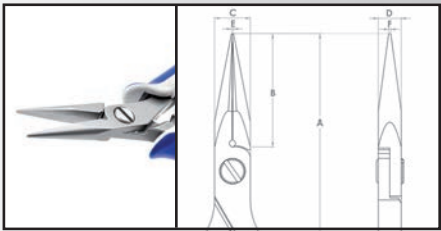
Art. No.	A [mm]	B [mm]	C [mm]	D [mm]	E [mm]	F [mm]	Jaw shape
6021	133	20	10	6.4	1.2	1.0	smooth
6022	133	20	10	6.4	1.2	1.0	serrated



## - Snipe nose long

Commonly used in electronic assembly and rework, as well as in fine jewellery and beading work. Pliers nose have flat-faced inner jaws.

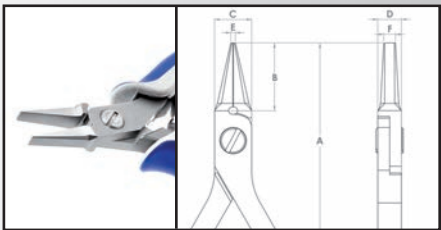
Art. No.	A [mm]	B [mm]	C [mm]	D [mm]	E [mm]	F [mm]	Jaw shape
6023	143	30	10	6.4	1.2	1.0	smooth
6024	143	30	10	6.4	1.2	1.0	serrated



## - Flat nose

Flat nose pliers feature a very fine tip, smooth jaws and inner edges.

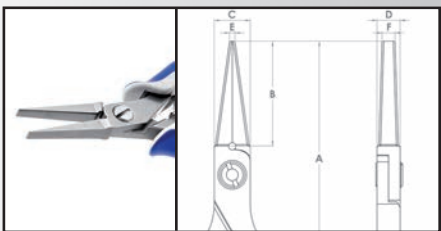
Art. No.	A [mm]	B [mm]	C [mm]	D [mm]	E [mm]	F [mm]	Jaw shape
6011	133	20	10	6.4	1.2	4.0	smooth
6012	133	20	10	6.4	1.2	4.0	serrated



## - Flat nose long

Flat nose pliers feature a very fine tip, smooth jaws and inner edges.

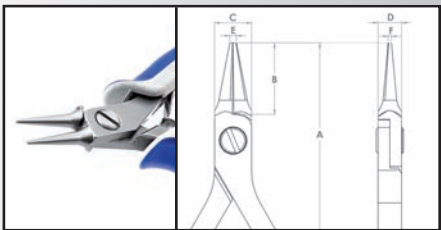
Art. No.	A [mm]	B [mm]	C [mm]	D [mm]	E [mm]	F [mm]	Jaw shape
6013	143	30	10	6.4	1.5	3.6	smooth
6014	143	30	10	6.4	1.5	3.6	serrated



## - Round nose

Round nose pliers have jaws formed by two long cones. A round nose pliers is generally used both to clamp and to form loops on leads or wire. The long jaws also provide increased access.

Art. No.	A [mm]	B [mm]	C [mm]	D [mm]	E [mm]	F [mm]	Jaw shape
6041	133	20	10	6.4	2.0	1.0	Very fine



# Microshears and Cutters

Carefully crafted precision cutting blades combine seamlessly with curved, palm shaped, handles to deliver effortless lead cutting and user comfort.

Features:

- Comfortable, Ergonomic design
- ESD safe to protect sensitive components
- Responsive spring-back action for quick, comfortable cutting of multiple leads
- Thin profile design to reach tight areas in electronics assembly
- Available with a permanently attached safety guard to reduce the risk of lead fly-off

MOQ : 10 pcs



175

- Safety lead catcher
- Requires 50% less cutting effort
- Light weight. Flush-cuts off wire (copper, nickel, etc) up to 1mm diameter
- Thin profile for tight and hard-to-reach areas
- Hardened carbon steel


MOQ : 10 pcs




C-18

Flush cutter with extra sharp cutting edges for very delicate work.

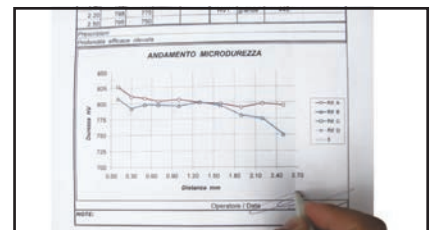
## Inspections quality test procedures



metallographic laboratory



hardness test



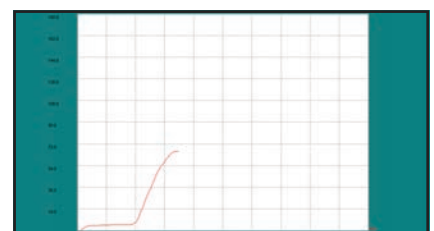
hardness profile report



visual inspection



cutting capacity and life expectancy







# High Precision Tweezers

Handcrafted to perfect tip symmetry and balance, polished edges, superior no-scratch/antiglare satin finish.  
The right tweezers and material for a successful application.  
Many High Precision Tweezers are available in different materials (SA, S, NC, N, TA, BR) and also available with special coatings (EP, NE, TE). Please refer to technical data sheet on pages 35-37 for more information. Technical data sheets are available in PDF at [www.ideal-tek.com](http://www.ideal-tek.com)



0.SA

4 3/4" 120mm  
flat edges, fine tips



00.SA

4 3/4" 120mm  
strong, flat edges, thick



000.SA

4 3/4" 120mm  
strong, flat radiused edges, fine



00B.SA

4 3/4" 120mm  
same as 00 with serrated grips



0C9.SA  
0C9.S

3 1/2" 90mm  
short, flat edges, fine



00D.SA

4 3/4" 120mm  
same as 00, serrated tips and grips



1.SA  
1.S  
1.NC  
1.TA

4 3/4" 120mm  
strong, straight, fine



2.SA  
2.S  
2.NC  
2.BR

4 3/4" 120mm  
flat, sharp fine tips




2A.SA  
2A.S  
2A.NC  
2A.TA

4 3/4" 120mm  
flat, accurate round tips




2AB.SA  
2AB.TA

4 3/4" 120mm  
as 2A, curved



2AZ.SA

4 3/4" 120mm  
as 2A, double bent tips



3.SA  
3.S  
3.NC  
3.TA

4 3/4" 120mm  
very sharp, fine



3C.SA  
3C.S  
3C.NC  
3C.TA

4 1/4" 110mm  
as 3, short



3CB.SA

4 1/4" 110mm  
as 3C, bent tips



4.SA  
4.S  
4.TA

4 1/4" 110mm  
extra fine tips



4A.SA

4 1/4" 110mm  
as 4, stronger



5.SA  
5.S  
5.NC  
5.TA

4 1/4" 110mm  
extra fine tips, superior finish



5A.SA  
5A.S  
5A.NC

4 1/2" 115mm  
extra fine tips, superior finish



5B.SA

4 1/4" 110mm  
as 5, bent tips for max visibility



5C.SA

4 1/2" 115mm  
as 5A, extra fine, double bent tips



5TTH.SA

4 1/4" 110mm  
anti capillary, extra fine, with lock-ring for handling electronic microscope grids




6.SA

4 1/2" 115mm  
flat angled, fine



7.SA  
7.S  
7.NC  
7.TA

4 1/2" 115mm  
very fine, curved



7A.SA

4 1/2" 115mm  
as 7, strong



7B.SA

4 1/2" 115mm  
as 7, serrated tips



10G.SA

4 1/4" 110mm  
fine, serrated tips and grips




11.N

4 3/4" 120mm  
straight, fine tips



15A.C

4 3/4" 120mm  
cutting tweezers for soft copper, gold, silver, magnetic wires



15AGW.C

4 3/4" 120mm  
cutting tweezers for soft copper, gold, silver, magnetic wires



15AP.C

4 3/4" 120mm  
parallel cutting tweezers for soft copper, gold, silver, magnetic wires




27C.BR  
27CL.BR

5" 130mm  
strong, sharp, fine tips; precision brass tweezers  
L identifies mirror polished tips: ex. 27CL.BR



51S.SA

4 1/2" 115mm  
as 5A, bent tips for max visibility



52A.SA

4 3/4" 120mm  
as 2A, crush proof, smooth action



775.SA.NE

6 1/8" 155mm  
fine, bent tips ESD epoxy coated handles





AC.SA

4 1/4" 110mm  
strong tips, serrated grips




AM.BR  
AML.BR

4 3/4" 125mm  
precision brass tweezers anti-sparking  
L identifies mirror polished tips: ex. AML.BR



F.SA

4 3/4" 120mm  
as 2A, flat and squared tips



65A.SA

5 1/2" 140mm  
very fine bent tips



SS.SA  
SS.S  
SS.NC  
SS.TA

5 1/2" 140mm  
extra fine tips




K5HP.SA  
K5HP.S  
K5HP.NC  
K5HP.TA

high precision tweezers set 00, 2A, 3C, 5, 7  
top quality hard/foam wallet

# High Precision Mini Tweezers

Short tweezers without the excess bulk of long tweezers.  
Made of anti-acid/anti-magnetic stainless steel (SA).



M00D.SA

3 1/2" 90mm  
serrated tips and grips



M2.SA

3" 80mm  
flat sharp fine tips



M2A.SA

2 3/4" 70mm  
rounded flat tips



M3.SA

2 3/4" 70mm  
sharp, fine tips



M4.SA

3" 80mm  
very fine tips



M5.SA

3" 80mm  
extra fine tips

# High Precision Reverse Action Tweezers

Specially intended for applications where a high precise self-closing action is required (e.g. microscopy).  
Fine tips in anti-acid/anti-magnetic stainless steel (SA).



2AX.SA

4 3/4" 120mm  
flat accurate round tips



3X.SA

4 3/4" 120mm  
very sharp, fine



4X.SA

4 1/4" 110mm  
extra fine tips




5X.SA

4 1/4" 110mm  
extra fine tips, superior finish



5AX.SA

4 1/2" 115mm  
extra fine tips, superior finish



7X.SA

4 1/2" 115mm  
very fine, curved




5TTHX.SA

4 1/4" 110mm  
anti capillary, extra fine, with lock-ring for handling electronic  
microscope grids


# General Purpose Tweezers

Handcrafted to perfect tip symmetry and balance, polished edges, superior no-scratch/antiglare satin finish.  
The right tweezers and material for a successful application.  
Available in anti-magnetic stainless stell (SA)



119.SA

6" 150mm  
fine tips, serrated tips and grips



119B.SA

6" 150mm  
as 119, curved tips



120A.SA

4 1/4" 110mm  
fine, strong serrated tips and grips



121.SA

6 1/4" 160mm  
very strong, blunt serrated tips and grips



122.SA

6" 150mm  
fine, bent serrated tips and grips




123.SA

6" 150mm  
Fine, double bent serrated tips and grips



124.SA

6" 150mm  
as 122, strong serrated tips and serrated grips



321.SA.T

4 3/4" 120mm  
flat rounded tips teflon coated



456.SA

5" 130mm  
fine serrated tips



475.SA


5 1/2" 140mm  
strong blunt precision serrated tips and serrated grips





647.SA

4 3/4" 120mm  
strong blunt precision tips serrated tips and grips




648.SA

6" 150mm  
strong, fine, alignment pin, serrated tips and grips



649.SA

6" 150mm  
strong, fine, bent, alignment pin, serrated tips and grips



650.SA

6" 150mm  
fine double bent serrated tips and grips

## Boley Tweezers

General purpose tweezers available in different materials for specific applications.



AA.SA  
AA.S  
AA.NP

5" 130mm  
general purpose straight fine tips

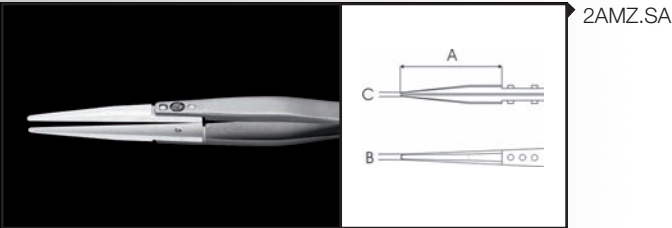


MM.SA

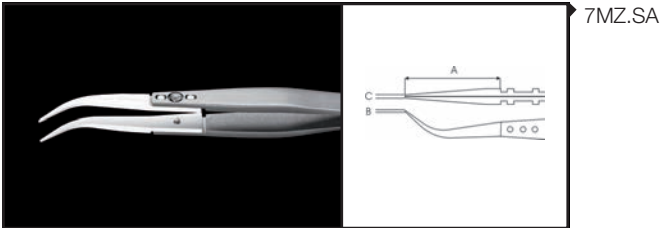
5" 130mm  
general purpose strong fine tips

# Ceramic Replaceable Tip Tweezers

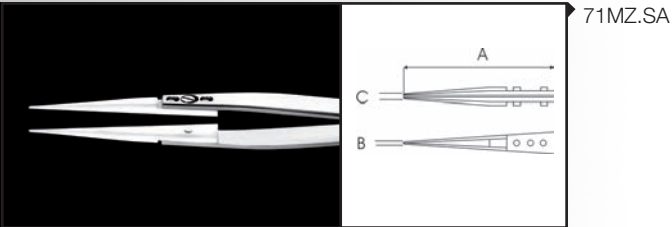
Zirconia ceramic precision tips (MZ). Surface resistivity 10E12 Ohm. Contamination free, high temperature (1500°C) wear and solder resistant. Stainless steel (SA) handles. Alignable replaceable tips system: PATENT PENDING NO. 1750/97. Technical data are available on pages 35-36 or at [www.ideal-tek.com](http://www.ideal-tek.com)



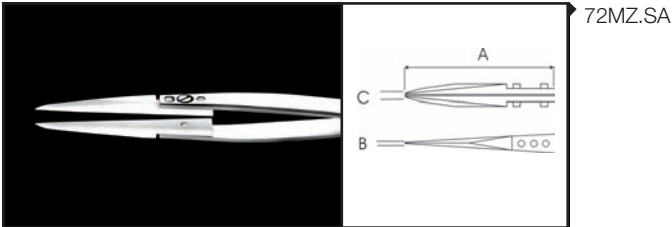
A 1.4" 35mm - B 0.08" 2.0mm - C 0.02" 0.6mm  
replaceable tips set code: **A2AMZ**



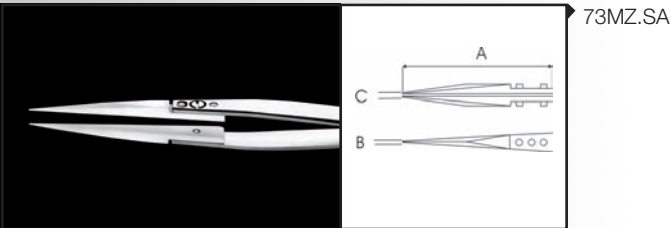
A 1.7" 43.5mm - B 0.02" 0.6mm - C 0.02" 0.6mm  
replaceable tips set code: **A7MZ**



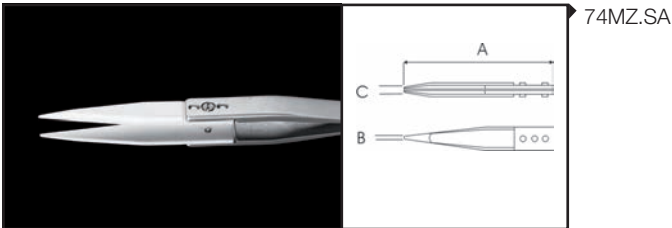
A 1.2" 30mm - B 0.011" 0.3mm - C 0.011" 0.3mm  
replaceable tips set code: **A71MZ**



A 1.2" 30mm - B 0.007" 0.2mm - C 0.016" 0.4mm  
replaceable tips set code: **A72MZ**



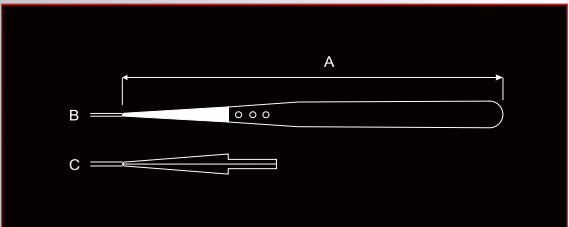
A 1.3" 33mm - B 0.011" 0.3mm - C 0.02" 0.6mm  
replaceable tips set code: **A73MZ**



A 1.6" 40mm - B 0.019" 0.5mm - C 0.019" 0.5mm  
replaceable tips set code: **A74MZ**

# Plastic Tip Tweezers

The largest and the most precise plastic tweezers range all over the world. 30 years of experience in high engineering plastic materials. Choose the right tweezers in the right material for your success in your application. Technical data are available on pages 35-36 or at [www.ideal-tek.com](http://www.ideal-tek.com) for more information and chemical data-charts.



A 5" 130mm - B 0.04" 1.0mm - C 0.08" 2.0mm



2ACF.SA

A 5" 130mm - B 0.07" 1.8mm - C 0.04" 1.0mm



3CCF.SA

A 4 1/4" 110mm - B 0.03" 0.8mm - C 0.05" 1.3mm



3CF.SA

A 5" 130mm - B 0.03" 0.8mm - C 0.05" 1.3mm



5CF.SA

A 5" 130mm - B 0.02" 0.5mm - C 0.025" 0.6mm




5XCF.SA

A 5" 130mm - B 0.02" 0.5mm - C 0.025" 0.6mm



7CF.SA

A 5" 130mm - B 0.025" 0.6mm - C 0.025" 0.6mm



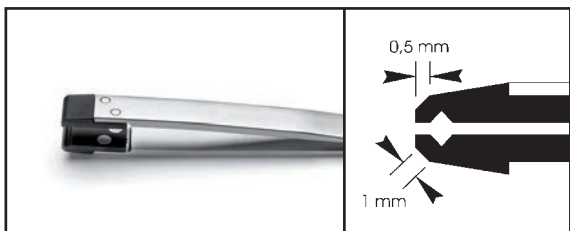
248CF.SA

A 5" 130mm - B 0.4" 10mm - C 0.07" 1.8mm



249CF.SA

A 5" 130mm - B 0.09" 2.2mm - C 0.09" 2.2mm



250CF.SA

A 5" 130mm - B 0.4" 10mm - C 0.07" 1.8mm



259CF.SA

A 5" 130mm - B 0.025" 0.6mm - C 0.04" 1.0mm



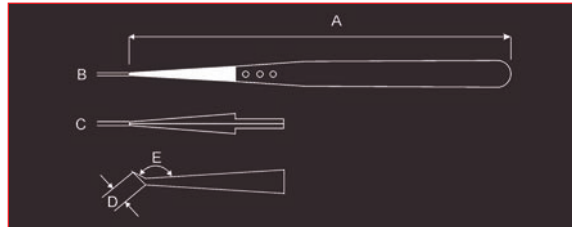
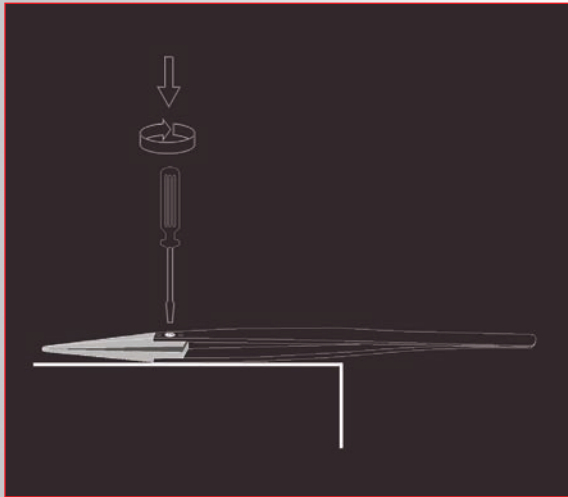
269CF.SA

A 5" 130mm - B 0.12" 3.0mm - C 0.07" 1.8mm

# Plastic Replaceable Tip Tweezers

The largest and the most precise plastic tweezers range all over the world. 30 years of experience in high engineering plastic materials. Choose the right tweezers in the right material for your success in your application. Technical data are available on pages 35-36 or at [www.ideal-tek.com](http://www.ideal-tek.com) for more information and chemical data charts.

Replaceable kits come with 2 tips and 3 screws. The easiest and most precise replacement system available into the tweezers market.



00CFR.SA  
00CPR.SA  
00SVR.SA

A 5" 130mm - B 0.04" 1.0mm - C 0.08" 2.0mm



2ACFR.SA  
2ACPR.SA  
2ASVR.SA

A 5" 130mm - B 0.07" 1.8mm - C 0.04" 1.0mm



2ABCFR.SA  
2ABCPR.SA  
2ABSVR.SA

A 5" 130mm - B 0.07" 1.8mm - C 0.04" 1.0mm



2AXCFR.SA  
2AXCPR.SA  
2AXSVR.SA

A 5" 130mm - B 0.07" 1.8mm - C 0.04" 1.0mm



2WFCPR.SA

A 0.25" 6.6mm - B 0.41" 10.5mm - C 0.08" 2.0mm  
D 0.14" 3.5mm - E 0.18" 4.5mm



4WFCPR.SA

A 0.47" 12mm - B 0.41" 10.5mm - C 0.08" 2.0mm  
D 0.14" 3.5mm - E 0.18" 4.5mm



5CFR.SA  
5CPR.SA  
5SVR.SA

A 5" 130mm - B 0.02" 0.5mm - C 0.025" 0.6mm





5XCFR.SA  
5XCPR.SA  
5XSVR.SA

A 5" 130mm - B 0.02" 0.5mm - C 0.025" 0.6mm



7CFR.SA  
7CPR.SA  
7SVR.SA

A 5" 130mm - B 0.025" 0.6mm - C 0.025" 0.6mm



242CFR.SA  
242CPR.SA  
242SVR.SA

A 5" 130mm - B 0.055" 1.4mm - C 0.045" 1.2mm



246CFR.SA

A 5" 130mm - B 0.025" 0.6mm - C 0.03" 0.8mm  
D 0.35" 9.0mm - E 45°



249CFR.SA  
249CPR.SA  
249SVR.SA

A 5" 130mm - B 0.09" 2.2mm - C 0.09" 2.2mm



259CFR.SA  
259CPR.SA  
259SVR.SA

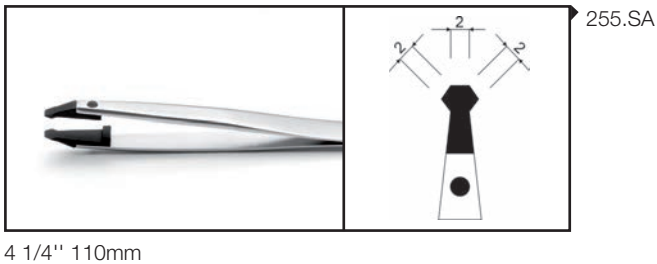
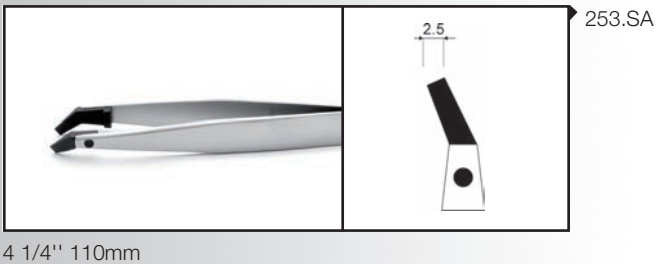
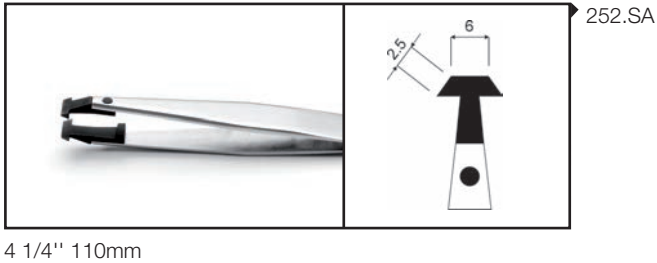
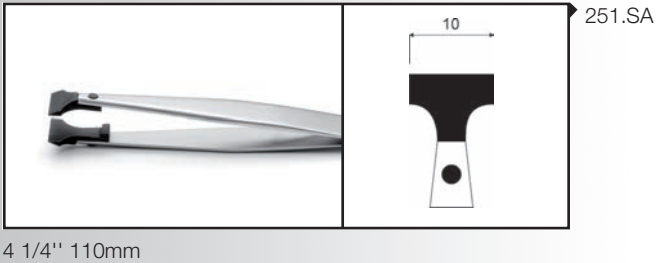
A 5" 130mm - B 0.025" 0.6mm - C 0.04" 1.0mm

Replaceable Tip Sets Part Numbers

	00	2A	2AB	2WF	4WF	5	7	242	246	249	259
CF	A00CF	A2ACF	A2ABCF			A5CF	A7CF	A242CF	A246CF	A249CF	A259CF
CP	A00CP	A2ACP	A2ABCP	A2WFCP	A4WFCP	A5CP	A7CP	A242CP		A249CP	A259CP
SV	A00SV	A2ASV	A2ABSV			A5SV	A7SV	A242SV		A249SV	A259SV

# Soft Tip Tweezers

Carbofib soft tweezers (CF), scratched proof specifically designed to handle sensitive parts. CF Technical data are available on page 36 or at [www.ideal-tek.com](http://www.ideal-tek.com)




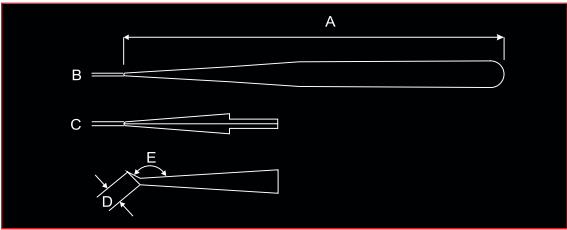
# Material ESD test procedures

- Point to point resistance
- Surface resistance
- Static decay analysis
- Triboelectric charge determination

# Plastic Tweezers


High precision plastic tweezers available in four different materials for various applications. Technical data are available on page 36 or at [www.ideal-tek.com](http://www.ideal-tek.com) for more information and chemical data charts.

MOQ : 100 pcs




702A.CF  
702A.DG  
702A.SV

A 4 1/2" 115mm - B 0.08" 2.0mm - C 0.04" 1.0mm




705.CF  
705.DG  
705.SV

A 4 1/2" 115mm - B 0.02" 0.5mm - C 0.025" 0.6mm




707.CF  
707.DG  
707.SV

A 4 1/2" 115mm - B 0.02" 0.5mm - C 0.045" 1.2mm




707A.CF  
707A.DG  
707A.SV

A 4 1/2" 115mm - B 0.025" 0.6mm - C 0.04" 1.0mm




708.CF  
708.DG  
708.SV

A 4 1/2" 115mm - B 0.02" 0.5mm - C 0.04" 1.0mm  
D 0.35 9.0mm - E 45°



709.CF  
709.DG  
709.SV

A 4 1/2" 115mm - B 0.013" 3.3mm - C 0.02" 0.5mm



710.CF  
710.DG  
710.SV

A 4 1/2" 115mm - B 0.03" 7.7mm - C 0.02" 0.5mm

# Ergonomic ESD Cushion Grip Tweezers

Anti-magnetic precision tweezers with soft ESD ergonomic cushion grips (resistivity 10E8) for an enhanced operator comfort. For more information on our ESD Ergonomic Handle (DR) see page 37.



00.SA.DR

5" 125mm  
flat edges, thick



2A.SA.DR

5" 125mm  
strong, sharp, rounded tips



3.SA.DR

5" 125mm  
very sharp and superior finish



3C.SA.DR

4 1/2" 115mm  
very sharp and superior finish



5.SA.DR

4 1/2" 115mm  
extra fine tips



7.SA.DR

4 3/4" 120mm  
fine curved tips



AA.SA.DR

5" 130mm  
precision tips



# Ergonomic ESD Foam Grip Tweezers

Anti-magnetic precision tweezers with soft ESD ergonomic foam grips (resistivity 10E8) for an enhanced operator comfort. For more information on our ESD Ergonomic Handle (DN) see page 37.



00.SA.DN

5" 125mm  
flat edges, thick



2A.SA.DN

5" 125mm  
strong, sharp, rounded tips



3.SA.DN

5" 125mm  
very sharp and superior finish



3C.SA.DN

4 1/2" 115mm  
very sharp and superior finish



5.SA.DN

4 1/2" 115mm  
extra fine tips



7.SA.DN

4 3/4" 120mm  
fine curved tips



15AGW.DN

4 3/4" 120mm  
for cutting hairsprings



AA.SA.DN

5" 130mm  
precision tips

# ESD Epoxy Precision Tweezers

Anti-magnetic precision tweezers with ESD Epoxy grips (resistivity 10E5-10E6) for an enhanced operator comfort.  
For more information on our ESD Epoxy coating (NE) see page 37 or at [www.ideal-tek.com](http://www.ideal-tek.com)



00.SA.NE

4 3/4" 120mm  
strong, flat edges, thick




2A.SA.NE

4 3/4" 120mm  
flat, accurate round tips



3.SA.NE

4 3/4" 120mm  
very sharp, fine



3C.SA.NE

4 1/4" 110mm  
as 3, short  
very sharp and superior finish



5.SA.NE

4 1/4" 110mm  
extra fine tips, superior finish



7.SA.NE

4 1/2" 115mm  
very fine, curved



AA.SA.NE

5" 130mm  
straight fine tips



SM103.SA.NE

4 1/2" 115mm  
for handling and positioning 2 and 3 lead SOT  
packages at 45° angle



SM108.SA.NE

4 3/4" 120mm  
for positioning and soldering 1mm wide components  
tips are grooved inside

# Flat Tip Tweezers

Smooth scratch proof tips usefull tips for handling electronic sensitive parts.



33A.SA

4 1/2" 115 mm  
flat round tips



34A.SA

4 3/4" 120 mm  
smooth to hold delicate parts



35A.SA

4 3/4" 120mm  
same use as 34A



125.SA

4 3/4" 120 mm  
smooth tips, no scratch



125A.SA

4 3/4" 120 mm  
Same as 125 but elongated tips



127.SA

4" 105mm  
thin, square tips




128.SA

4" 105mm  
same as 127, bent tips

# SMD Tweezers

Smooth handling and positioning of all SMD components. Different tips and angles for specific jobs. Satin antiglare finish and ergonomic design. Modifications or special models available on request. Available as reverse action model.




SM103.SA

4 1/2" 115mm  
for handling and positioning 2 and 3 lead SOT packages at 45° angle




SM104.SA

4 3/4" 120mm  
for handling and positioning 3 lead SOT packages, monolithic chip capacitors, etc.



SM105.SA

4 3/4" 120mm  
special design for positioning all SOT packages vertically




SM106.SA

4 3/4" 120mm  
for positioning all SOT packages horizontally with flat base tips (4 mm long)



SM107.SA

4 3/4" 120mm  
for positioning all flat devices at 60° angle



SM108.SA

4 3/4" 120mm  
for positioning and soldering 1mm wide components  
Tips are grooved inside



SM109.SA

4 3/4" 120mm  
same as SM108 but with 45° tips without anti-crush feature




SM110.SA

4 3/4" 120mm  
for positioning monolithic chips capacitors, grooved tips




SM111.SA

4 3/4" 120mm  
for positioning 5 mm monolithic chip capacitors with flat base grooved tips (2 mm long)




SM112.SA

4 3/4" 120mm  
for positioning 5 mm monolithic chip capacitors at 60°  
Grooved tips




SM115.SA

4 3/4" 120mm  
grooved tips at 30° angle for holding and positioning  
cylindrical devices (up to 1 mm diam.)



SM116.SA

4 3/4" 120mm  
grooved straight tips. For vertical positioning of cylindrical  
devices (up to 1 mm diam. or more)



SM117.SA

4 3/4" 120mm  
for positioning SOT packages at 30° angle




K5SMD.SA

SMD precision tweezers set  
SM103, SM107, SM108, SM111, SM115  
top quality hard/foam wallet

## Wafer Tweezers

Especially designed for use with delicate (very fragile) wafer, glass wafer,....  
Very firm yet anti-crush/anti-crack grip. Very smooth surface to satin finish (non glare).  
Teflon coating, plastic tips as well as special design to user's specifications are available.



2W.SA

A 0.25" 6.5mm - B 0.2" 5.0mm - C 0.10" 2.5mm  
D 0.15" 4.0mm



2WF.SA

A 0.25" 6.5mm - B 0.25" 9.0mm - C 0.10" 2.5mm  
D 0.15" 4.0mm - E 0.10" 2.5mm



2WFCPR.SA

A 0.25" 6.6mm - B 0.41" 10.5mm - C 0.08" 2.0mm  
D 0.14" 3.5mm - E 0.18" 4.5mm  
Replaceable tips set code: A2WFCP



2WFG.SA

A 0.25" 6.5mm - B 0.35" 9.0mm - C 0.10" 2.5mm  
D 0.15" 4.0mm - E 0.10" 2.5mm



3WF.SA

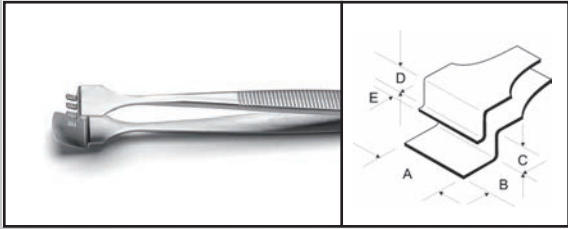
A 0.37" 9.5mm - B 0.39" 10.0mm - C 0.10" 2.5mm  
D 0.15" 4.0mm - E 0.10" 2.5mm



3WFG.SA

A 0.37" 9.5mm - B 0.39" 10.0mm - C 0.10" 2.5mm  
D 0.15" 4.0mm - E 0.10" 2.5mm





4WF.SA

A 0.47" 12.0mm - B 0.33" 9.0mm - C 0.10" 2.5mm  
D 0.15" 4.0mm - E 0.1" 2.5mm



4WFQPR.SA

A 0.47" 12mm - B 0.41" 10.5mm - C 0.08" 2.0mm  
D 0.14" 3.5mm - E 0.18" 4.5mm  
Replaceable tips set code: A4WFQCP



4WFG.SA

A 0.47" 12.0mm - B 0.35" 9.0mm - C 0.10" 2.5mm  
D 0.15" 4.0mm - E 0.1" 2.5mm



4WL.SA

A 0.47" 12.0mm - B 0.29" 7.5mm - C 0.12" 3.0mm  
D 0.15" 4.0mm - E 0.1" 2.5mm



5WF.SA

A 0.63" 16.0mm - B 0.33" 8.5mm - C 0.10" 2.5mm  
D 0.15" 4.0mm - E 0.10" 2.5mm



6WF.SA

A 0.78" 20.0mm - B 0.33" 8.5mm - C 0.10" 2.5mm  
D 0.15" 4.0mm - E 0.10" 2.5mm



8WF.SA

A 1.12" 28.5mm - B 0.47" 12.0mm - C 0.08" 2.2mm  
D 0.14" 3.5mm - E 0.10" 2.5mm



8WNY.SA  
8WT.SA

A 1.55" 65mm - B 0.75" 19mm - C 0.05" 1.3mm  
D 0.08" 2mm  
Nylon (NY) pads or teflon (T) pads



39FG.SA

A 0.47" 12.0mm - B 0.39" 10.5mm  
D 0.15" 4.0mm - E 0.10" 2.5mm



39S2.SA

A 0.25" 6.5mm - B 0.33" 8.5mm  
D 0.20" 5.5mm - E 0.09" 2.4mm



48WF.SA

A 1.1" 28.0mm - B 0.35" 9.0mm  
D 0.15" 4.0mm - E 0.10" 2.5mm



85C.SA

A 0.27" 7.0mm - B 0.17" 4.5mm - C 0.12" 3.0mm  
D 0.15" 4.0mm - E 0.08" 2.0mm



637L.SA

A 0.23" 6.0mm - B 0.15" 4.0mm - E 0.15" 4.0mm



637SB.SA


A 0.20" 5.0mm - B 0.05" 1.3mm - E 0.05" 1.3mm

The right tweezers for your wafers

Wafer Size [inch]	Tip width [mm]	Model
2"	5 - 9,5	2W, 2WF, 2WFCPR, 2WFG, 39S2, 3WF, 3WFG, 637L, 637SB, 85C
3"	12	39FG, 4WF, 4WFCPR, 4WFG, 4WL,
4" - 5"	16	5WF
6"	20 - 28,5	48WF, 6WF, 8WF
8"	65	8WNY, 8WT

Components Positioning Tweezers

Specifically designed to hold delicate components firmly and safely.




571.SA  
577.SA  
581.SA

571 - 5 3/4" 145mm (ø 2.5-5mm)  
577 - 5" 125mm (ø 2mm)  
581 - 4 3/4" 120mm (ø 1mm)



572.SA  
578.SA  
582.SA

572 - 5 3/4" 145mm (ø 2.5-5mm)  
578 - 5" 125mm (ø 2mm)  
582 - 4 3/4" 120mm (ø 1mm)



573.SA  
579.SA  
583.SA

573 - 5 3/4" 145mm (ø 2.5-5mm)  
579 - 5" 125mm (ø 2mm)  
583 - 4 3/4" 120mm (ø 1mm)

# Strong Tweezers

Comfortable and precision handling of electronic components for soldering operations. Available in straight or bent (Suffix B) version and various lengths. For very firm hold available in stainless steel (SA) or nickel plated (NP).



29.SA

6 1/2" 165mm  
Desoldering tweezers Strong blunt serrated tips



29D.SA

6" 155mm  
reverse action desoldering tweezers bent tips,  
to remove 14-16 pin DIP/IC



30.SA

6 1/2" 165mm  
Desoldering tweezers Strong blunt, bent serrated tips



30D.SA

6" 155mm  
reverse action desoldering tweezers straight tips,  
to remove 14-16 pin DIP/IC



7314.SA  
7314.NP

5 1/2" 140mm  
Very strong blunt serrated tips and grips



7314B.SA  
7314B.NP

5 1/2" 140mm  
Very strong blunt bent tips serrated tips and grips

Part number	Dimensions	
7312, 7312B	4 3/4"	120mm
7313, 7313B	5"	130mm
7314, 7314B	5 1/2"	140mm
7316, 7316B	6 1/4"	160mm
7318, 7318B	7 1/4"	180mm
7320, 7320B	7 3/4"	200mm
7325, 7325B	9 3/4"	250mm
7330, 7330B	12"	300mm

All next models in the table are available in anti-magnetic stainless stell (SA) or nickel plated (NP)

# Jewellery Tweezers

Ideal-tek Jewellery tweezers Swiss Hand Made for diamonds and precious stones. 3 lines of high precision tweezers made of carbon steel with matt finishing or black chrome (suffix -ZN; ex.: FR-ZN). In our product range our customer can choose special tips with groove (suffix 1) or with locking system (suffix R) or both (suffix R1).

Now also available a new line **EG** with special satin finish on tips and grips, EG special finishing is available in stainless steel or in titanium. Please look at picture on page 34.



XF  
XF-EG  
XF-ZN

6 1/4" 160 mm  
Extra Fine tips with serrated tips and handles



F  
F-EG  
F-ZN

6 1/4" 160 mm  
Fine tips with serrated tips and handles



F1

6 1/4" 160 mm  
Fine tips with serrated tips and handles  
Groove



FR  
FR-ZN

6 1/4" 160 mm  
Fine tips with serrated tips and handles  
Locking system



M  
M-EG  
M-ZN

6 1/4" 160 mm  
Medium tips with serrated tips and handles



M1  
M1-ZN

6 1/4" 160 mm  
Medium tips with serrated tips and handles  
Groove



MR  
MR-ZN

6 1/4" 160 mm  
Medium tips with serrated tips and handles  
Locking system



MR1  
MR1-ZN

6 1/4" 160 mm  
Medium tips with serrated tips and handles  
Groove & Locking system



L  
L-EG  
L-ZN

6 1/4" 160 mm  
Large tips with serrated tips and handles



L1  
L1-ZN

6 1/4" 160 mm  
Large tips with serrated tips and handles  
Groove



LR  
LR-ZN

6 1/4" 160 mm  
Large tips with serrated tips and handles  
Locking system



LR1  
LR1-ZN

6 1/4" 160 mm  
Large tips with serrated tips and handles  
Groove & Locking system



XL  
XL-ZN

6 1/4" 160 mm  
Extra Large tips with serrated tips and handles



XL1  
XL1-ZN

6 1/4" 160 mm  
Extra Large tips with serrated tips and handles  
Groove



XLR  
XLR-ZN

6 1/4" 160 mm  
Extra Large tips with serrated tips and handles  
Locking system



XLR1  
XLR1-ZN

6 1/4" 160 mm  
Extra Large tips with serrated tips and handles  
Groove & Locking system



XXL  
XXL-ZN

6 1/4" 160 mm  
Extra Extra Large tips with serrated tips and handles




XXL1  
XXL1-ZN

6 1/4" 160 mm  
Extra Extra Large tips with serrated tips and handles  
Groove



ZN

Picture sample for **ZN** coating



EG

Picture sample for **EG** finishing



# Material Technical Data Sheet

## METALS

### Nonferrous alloy type BR

- **Brass** (CuZn37)
- copper-zinc alloy
- non-magnetizable
- good to excellent corrosion resistance; all copper alloys resist corrosion by fresh water and steam
- excellent cold workability (forming)
- generally it is utilized when high mechanical properties are not required
- typical applications include tweezers for handling scratch-sensitive mechanical parts, watch components, magnets

### Carbon steel type C

- **Carbon steel** (Material number 1.1221, Ck60, AISI 1060)
- contains from 0,57 to 0,65 wt% carbon
- magnetizable
- will be hardened by heat treatment, max. hardness 57 HRC
- poor resistance to corrosion
- used where strength and/or hardness are of primary concern.
- typical applications include tweezers and cutting tools for the electronic industry, watch-makers, jewellers applications

### Nonferrous alloy type N

- **Nickel silver 65-18** (CuNi18Zn20)
- copper-nickel-zinc alloy
- non-magnetizable
- soft and elastic
- all copper alloys resist corrosion by fresh water and steam. Copper nickels provide superior resistance to saltwater corrosion, have high resistance to alkalis and organic acids, but have poor resistance to inorganic acids
- typical applications include handling of scratch-sensitive parts in electronic, micro-mechanical and jewellery applications

### Superalloy NC

- **Ni-Cr-Mo superalloy**
- excellent/resistance to room temperature up to 800°C
- six times harder than antimagnetic stainless steel
- resistant to fatigue, very high shape retention
- fully non-magnetic
- excellent corrosion resistance to most chemicals, salts and acids
- typical applications include non-magnetic tools for electronic and watch industry applications and for laboratory and medical applications in aggressive chemical environments

### Stainless steel type S

- **Martensitic higher carbon steel** (Material number 1.4034, DIN X46Cr13, AISI number 420)
- contains from 12.5 to 14.5 wt% chromium
- magnetizable
- can be hardened by heat treatment, forming should be done in the annealed condition
- less resistant to corrosion than the austenitic or ferritic grades
- used where strength and/or hardness are of primary concern and where the environment is relatively mild from a corrosive standpoint.
- typical applications include tweezers and cutting tools for the electronic industry, watch-makers, jewellers and laboratory and medical applications in mild aggressive chemical environments

### Stainless steel type SA

- **low carbon austenitic steel** (Material number 1.4435, DIN X2CrNiMo18-14-3, AISI number 316L)
- contains from 16.5 to 18.5 wt% chromium and has important quantities of nickel and molybdenum as additional alloying elements
- non-magnetizable
- good corrosion resistance to most chemicals, salts and acids
- generally used where corrosion resistance and toughness are primary requirements
- typical applications include tweezers for the electronic industry, watch-makers, jewellers and laboratory and medical applications in moderately aggressive chemical environments

### Nonferrous alloy type TA

- **Titanium Grade 1** (unalloyed titanium)
- engineering materials with extraordinary combination of properties: relatively low density (4.5 g/cm<sup>3</sup>), good mechanical properties and a very high melting point that allows the use at high temperatures (1600°F, 870°C)
- good corrosion resistance at room temperature to air, marine and a variety of industrial environments
- good cold formability, high ductility
- fully non-magnetic
- generally it is used when in addition to the corrosion resistance, high strength-to-weight ratio is required
- bio-compatible (maintain cell integrity, no inflammatory response)
- typical applications include handling of components in cleaning/chemical processes also at high temperature, histology, biology, medicine, surgery

## PLASTICS

### Engineering plastic type CF

- **PA66/CF30** polyamide 66 reinforced with 30 wt% carbon fibre
- heat stabilized
- very high rigidity, excellent tensile and flexural strength, fatigue and creep resistance
- low friction, self lubricating properties, excellent wear and abrasion resistance
- good heat capability
- good chemical resistance (oils, grease, fuels, non polar solvents); not resistant to strong acids, alkalis and hot water or steam
- **ESD safe** material, (avoids dust attraction, sparks generation, ignition sources)
- very low coefficient of linear thermal expansion
- typical applications include handling of sensitive components and devices (electronic components, micro-mechanical parts, glass and ceramic substrates, capillary, etc.)

### High-performance plastic type CP

- **PEEK/CF30** polyetheretherketone reinforced with 30 wt% carbon fibre
- very hard, rigid, high tensile and flexural strength, very high wear resistance
- high heat capability (260-300°C), good dimension stability, low thermal linear expansion coefficient
- excellent resistance to chemicals, aggressive agents and to thermal ageing
- **ESD safe** material, low surface resistivity ( $10^5$  Ohm)
- typical applications include handling of components in cleaning/chemical/assembly processes also at high temperatures (soldering)

### Engineering plastic type DG/DL

- **POM/GF30** acetal resin reinforced with 30 wt% glass fibre
- good tensile and flexural strength, fatigue and creep resistance
- low friction, good wear and abrasion resistance
- low moisture absorption
- good chemical resistance (oils, grease, fuels, organic solvents); not resistant to strong acids, alkalis and oxidizing agents; good hydrolytic resistance (hot water)
- insulating
- typical applications include handling of very scratch sensitive components

### High performance plastic type SV

- **PVDF** polyvinylidene fluoride carbon fibre reinforced
- excellent mechanical strength and toughness
- smooth surface
- heat stabilized, high heat capability, continuous use temperature up to 150°C
- high purity (clean room and medical devices approved, low extraction value)
- excellent chemical resistance to most aggressive substances (mineral and organic acids) and solvents (hydrocarbons, alcohols, halogenated), resistant to halogens
- outstanding resistance to hydrofluoric acid (40% conc., 90°C), nitric acid (50% conc., 90°C), hydrochloric acid (36% conc., 90°C)
- high abrasion resistant
- resistant to UV and nuclear radiation (sterilisation)
- **ESD safe** (avoids dust attraction, sparks generation, ignition sources)
- typical applications include handling of very scratch- and contamination-sensitive components, cleaning and etching processes

## CERAMIC

### Advanced Ceramic type MZ

- **Zirconia Toughened Alumina (ZTA)**
- a superior combination of high strength (from zirconia) and high hardness (from alumina)
- relatively low density
- no open porosity
- very hard surface, good abrasion and wear resistance
- good flexural strength and fracture toughness
- excellent thermal properties and high temperature stability
- extreme corrosion resistance, nearly chemically inert
- electrically insulative
- typically applications includes soldering processes, handling of components during thermal and chemical processes. Generally used when very rigid tips are required

## ESD GRIPS & COATINGS

### Engineering grip type DR

- **NBR** vulcanized nitrile rubber
- very soft and elastic, good tear resistance
- outstanding abrasion/wear resistance (improved lifetime)
- good chemical resistance (oils, grease, fuels, acid, detergents and soaps ); good hydrolytic resistance (hot water)
- electrically static dissipative, low surface resistivity (108 Ohm), ESD-safe material!
- typical applications include ESD-safe handles, floor and work surface mats

### Engineering grip type DN

- **PVC FOAM**
- very soft and elastic, good tear resistance
- very good abrasion/wear resistance (improved lifetime)
- good chemical resistance (oils, grease, fuels, acids, detergents and soaps, alcohols )
- electrically static dissipative, ESD-safe material!
- typical applications include ESD-safe handles, floor and work surface mats

### Engineering coating type EP

- **EP** polyester epoxy coating comprise essentially polyester and epoxy resins
- Impact resistant surface with excellent flow; good elasticity
- Can operate continuously at temperatures up to 120°C.
- This coating provides an insulating coating with surface resistance  $> 10^{12}$  Ohm
- Good resistance to many diluted acids and alkalis. Contact with organic solvents is possible conditionally and for short term. Resistance should be investigated for the case in question
- Typical applications include tweezers handles (better grip, high comfort)

### Engineering coating type NE

- **NE** polyester epoxy coating comprise essentially polyester and epoxy resins, plus the electrically conductive additives
- Impact resistant surface with excellent flow; good elasticity
- Can operate continuously at temperatures up to 120°C
- This coating provides a ESD Safe coating with surface resistance  $10^5$ - $10^6$  Ohm
- Good resistance to many diluted acids and alkalis. Contact with organic solvents is possible conditionally and for short term. Resistance should be investigated for the case in question
- Typical applications include tweezers handles (better grip, high comfort)

### Engineering coating type NP

- Pure nickel coating
- Generally used to improve the resistance of tools made of carbon steel. The coating is deposited by electroplating technique.
- Hard and elastic, very good resistance to mechanical stress.
- Improved resistance to wear and abrasion.
- Superior corrosion resistance to saltwater, alkalies and organic acids

### Engineering coating type TE


- **TE** is a solvent-based liquid Teflon® coating formulated with special blends of fluoropolymers and other high-performance resins to improve toughness and abrasion resistance
- Substances will permanently adhere to a Teflon® finish. Although tacky materials may show some adhesion, almost all substances release easily
- The coefficient of friction of this Teflon® coating is generally in the range of 0.20 to 0.25, depending on the load, sliding speed, and particular Teflon® coating used.
- Since surfaces coated with Teflon® are both oleophobic and hydrophobic, they are not readily wetted. Cleanup is easier and more thorough - in many cases, surfaces are self-cleaning
- Can operate continuously at temperatures up to 150°C and can be used for intermittent service up to 200°C.
- Over a wide range of frequencies, Teflon® has high dielectric strength, low dissipation factor, and very high surface resistivity
- Many Teflon® industrial coatings withstand severe temperature extremes without loss of physical properties. Teflon® industrial coatings may be used at temperatures as low as -270°C/-454°F
- TE is normally unaffected by mild chemical environments. It has good resistance to diluted acids, diluted and concentrated alkalis and organic solvents
- Typical applications include tweezers for the handling of very scratch-sensitive components or wafers





# Professional Scalpels and Blades

The Professional Range of blades and handles are produced with Craft 'Professionals' and enthusiasts in mind. They are used in a variety of different industries from Mold Cutting and Jewellery Manufacture to Printing and Artwork. The No.3 handle is available for use with the small (No.3) fitment blades. The No.4 handle is available for use with the larger (No.4) fitment blades. Two acrylic handles, the 5A and 6A with a nickel blade fitting that takes standard surgical blades.



Handle 3

Handle only

MOQ : 100 pcs



310



310A



311



312



313



314



315



Handle 5A

Handle only



Handle 4

Handle only

MOQ : 100 pcs



418



419



420



421



422



423



424



Handle 6A

Handle only



425



426



436





ACM Boxed Set


The ACM Boxed Set is a comprehensive set of 13 precision ground carbon steel blades, made by one of the world's leading surgical blade manufacturers to the same high surgical quality for which the company is renowned, together with 3 handles. With easy blade changing, the 10 blade shapes offer cutting edge versatility all from one set.

For those with more specific requirements, all blades and handles are available on an individual basis or as smaller sets.

ACM Tool Set with 1 x No.1, No. 2 & No.5 handle Blades 2 x No.ACM2, ACM3 x No.11, 1 x No.'s ACM7, ACM10, ACM16, ACM17, ACM18, ACM22, ACM424, ACM428



ACMH1



ACMH5

Scalpel Handle 1 with ACM11SM

Scalpel Handle 5 with ACM28SM

MOQ : 50 pcs



ACM2SM



ACM7SM



ACM10SM



ACM11SM



ACM16SM



ACM17SM



ACM18SM



ACM22SM



ACM24SM



ACM28SM

## Trimaway & Retractable

Trimaway (2338) purposely designed as an economic throwaway knife, the Trimaway has a strong nylon-based handle fitted with a fixed surgical quality heavy-duty No.25A blade and comes complete with guard. The Trimaway is particularly suitable for artwork, crafts and model making and the cutting edge requirements of the handy person and D.I.Y. enthusiast.

MOQ : 10 pcs



2338

Plastic Handle with 25A Tip

The Retractable (2339) is a sleek graphite-finish metal handle offering the added safety of a hand retractable blade mechanism.

MOQ : 10 pcs



2339

Handle with 2 blades 310A

# Vacuum Tools

## Pocket Vacuum Syringe

Complete with three rubber suction cups (Ø 2mm,4mm,7mm).  
Will replace traditional tweezers to hold components with smooth and delicate surface (anti-scratch).  
Ideal for SMD positioning and vertical handling of components in crowded and hard to reach areas.  
May be used with all pick-up probes.

Art. No.	Description
P-830	Pocket Vacuum Syringe with three suction cups



## Vampire Vacuum Pick-Up

Vampire is the new battery-free hand held vacuum pick-up pen designed for the safe pick-up of SMD components during assembly, test and rework processes. With fountain-pen dimensions, Vampire grabs, lifts and places components in complete safety, aided by a powerful internal piston and a full ESD protection. A complete choice of tips designed for any size of SMD component helps the operator to have the right tool in hand.

Art. No.	Description
UVO000000	Vacuum tweezer set including: 1 Vampire body, 1 conductive metal straight needle, 1 45°angled metal needle, 1 conductive rubber cup 4mm, 1 conductive rubber cup 6mm, 1 conductive rubber cup 9 mm, 1 lubricant kit
UVO000100	Spare replacement kit for Vampire Classic, including: 1 straight conductive metal needle, 1 45°angled conductive metal needle, 1 conductive rubber cup 4mm, 1 conductive rubber cup 6mm, 1 conductive rubber cup 9mm
UVO000610	Spare ESD 4 mm cups
UVO000620	Spare ESD 6 mm cups
UVO000630	Spare ESD 9 mm cups
UVO000810	Straight needle with ESD 4 mm cup
UVO000820	Straight needle with ESD 6 mm cup
UVO000830	Straight needle with ESD 9 mm cup
UVO000910	45° needle with ESD 9 mm cup
UVO000920	45° needle with ESD 9 mm cup
UVO000930	45° needle with ESD 9 mm cup



### Vacuum Vampire High Power

UVO0001000	Vacuum set including: 1 Vampire body, 1 High Power conductive straight tip 9mm, 1 High Power conductive angled tip 9mm, 1 conductive straight metal needle, 1 conductive rubber cup 4mm, 1 conductive rubber cup 6mm, 1 lubricant kit
UVO0001100	1 High Power conductive straight tip 9mm, 1 High Power conductive angled tip 9mm, 1 conductive straight metal needle, 1 conductive rubber cup 4mm, 1 conductive rubber cup 6mm, 1 lubricant kit

## Wafer Vampire

The Wafer Vampire is unique in design, being both battery free and cordless.  
The Wafer Vampire is designed for handling wafer or solar panels up to 300 mm diameter.  
Clean room admissible no particulation, no ion contamination, lightweight and totally portable.  
No exposed metals.

Art. No.	Description
UWO000100	Body Only
UWO000200	Straight Probe 150mm; with silicone cup Ø 20mm
UWO000300	20° angled Probe 150mm; with silicone cup Ø 20mm
UWO000400	"S" double bent Probe 150mm; with silicone cup Ø 20mm



# Soldering Irons and Soldering Tools

## Pro Piezo 75 Iron

- Ultra-compact and anatomic design
- With or without flame (patent catalytic)
  - Cordless, gas powered (butane power)
  - Continued operating time 1 hour
  - Adjustable power from 15 to 75 watts
  - All weather turbo flame

Length: 178 mm  
Weight: 75 g  
Operating time: 90 min  
Max. temperature: 580 °C



Art. No.	Description
Kit Pro Piezo	Pro Piezo with Tips PPT-6; PPT-9; PPT-10; PPT-11; PPT12
Pro Piezo	Single Iron with Tip PPT-6
Pro Piezo Tips	PPT-1: 1.0 oblique, PPT-2: 2.4 oblique, PPT-3: 3.2 oblique, PPT-4: 4.8 oblique, PPT-5: 1.0 flat, PPT-6: 2.4 flat, PPT-7: 3.2 flat PPT-8: 4.8 flat, PPT-9: Hot Blow, PPT-10: Knife Tip, PPT-11: Deflector, PPT-12: Flame

## Professional Iron

- Total portability
- Refill in 20 sec.
- Auto-switch-off
- Long life iron plated soldering tips
- Gas torch, hot air and hot knife tips
- Adjustable power from 10 to 60 watts
- High material quality

Length: 177 mm  
Weight: 60 g  
Operating time: 90 min  
Tip temperature: 450°C  
Gas type: Gas lighter fuel



Art. No.	Description
MK2S	Single Soldering Iron with Tip CX24
MK2K-B	Kit with Tips CX24, CX90, CX81, CX70 in blister package
MK2K-C	Kit with Tips CX24, CX90, CX81, CX70 in carton package
Professional Tips	CX10: Tip oblique 1,0 mm, CX24: Tip oblique 2.4 mm, CX32: Tip oblique 3.2 mm, CX48: Tip oblique 4.8 mm, CX70: Knife Tip, CX81: Hot Blow, CX90: Flame

## Gas Torch

### Technical Data

- Powerful robust flame 1350 °C (adjustable, wind resistant, antiflare)
- Lightweight, compact and ergonomic grip
- Childproof ignition
- Removable safety stand
- Fuel level window

### Applications

- Shrink tubing
- Automotive repair
- Industrial maintenance
- Welding
- Paint stripping
- Plastic fusing
- Dental work
- Jewellery
- Culinary



Art. No.	Description
GT220	Gas Torch

## Magic Wand (MPT probes)

Ideal-tek's new line of multy purpose tool for electronics, chemistry and watch making.  
Magic Wand can be used as: probe for lead-free soldering operations, positioning aid tool for assembly operations, spatula for applying adhesives, dosing chemicals in labs, stirring rod for the preparations of adhesives, solutions,..., scraper to remove solder masking agents, rubber latex, adhesive coatings. Magic Wand is available in two different **ESD-safe** high performance plastics:

- 1. **CP**: high performance **PEEK** reinforced with carbon fibre, very high chemical resistance, very high temperature resistance (up to 300°C), most appropriate **for lead-free soldering applications** even at the high temperatures needed for lead-free alloys and for applications with chemicals (except strong acids).
- 2. **SV**: high performance **PVDF** (Teflon like material) reinforced with carbon fibre, smooth surface, extremely high acid resistance, most appropriate for scratch-sensitive components or **for applications with acids**



Art. No.	Description
MPT1R.CP / MPT1R.SV / MPT1R.NY	fine tip and flat strong tip
MPT2.CP / MPT2.SV / MPT2.NY	curved fine tip and flat strong tip
MPT3.CP / MPT3.SV / MPT3.NY	flat large fine tip and flat fine sharp tip
MPT123.CP / MPT123.SV / MPT123.NY	3 pcs kit

## Desoldering Pump 190

- Sturdy all metal high precision Swiss tool.
- Completely corrosion free.
- Heat resistant ESD Teflon noozle. Easy and fast replacement.
- The noozle is cleared of any solid solder each time the tool is re-loaded.
- Unique pull-spring mechanism for strongest but muffled and recoilless sucking action.
- A protective shield keeps tin residues out of spring spiral. No cleaning or maintenance is necessary.
- "Anatomic" design and size for effortless use.

Length : 19 cm = 7 1/2" (including tip)  
Weight: 70 g



Art. No.	Description
190	Mini Desoldering Pump with ESD Nylon Tip T27
190-ATA	ESD Replaceable Tip (Nylon)

## Desoldering Pump COND-77

Metal ESD desoldering pump. Designed expressly for E.P.A: applications, features full conductivity from the body to the screw tip.

Lenght: 19.5 cm = 7 3/4" (including tip)  
Weight: 55 g  
Volume: 7.7 cm3



Art. No.	Description
COND-77	ESD desoldering pump
4KC-1	ESD replaceable tip (Nylon)



# PCSA and PC-40 Circuit Boards Holders (ESD)

The circuit board holder PCSA Series are the perfect support for the assembly and soldering/de-soldering processes of circuit boards. The holder can be easily demounted in single parts and reassembled in different combinations.

For technical information please visit [www.ideal-tek.com](http://www.ideal-tek.com).  
MOQ for PCSA bords is 3 pcs

Art. No.	Description
PCSA-1	280x290 mm (ESD safe Foam)
PCSA-2	520x280 mm (ESD safe Foam)
PCSA-4	520x410 mm (ESD safe Foam)
PCSA-1.2	Replaceable Foam (ESD safe)
PCSA-2.2	Replaceable Foam (ESD safe)
PCSA-4.2	Replaceable Foam (ESD safe)
BS-PCSA-1	Replaceable Splint
BS-PCSA-2	Replaceable Splint
BS-PCSA-4	Replaceable Splint




## Adjustable PCB Bench Support (ESD)

PC-40 is the new practical desk adjustable repair stand, dedicated to all rework operations. 360° rotation of the board; PC-40 may be installed on any workbench.  
Dimensions: 300x120x120mm  
Maximum board length: 250mm

PC Board not included

Art. No.	Description
PC-40	PCB Bench Support 300x120x120mm



## Solvent Dispenser (ESD)

ESD-Safe Polyethylene Solvent Dispenser 120-180-240 ml. These dispensers have no stopper or cap to remove. Just touch the dispensing dish with a brush, cloth or other applicator and solvent is brought to the surface the instant it is needed. Stainless steel valves seal contents in bottle until used, preventing spills, dripping and escaping fumes from endangering the technician. Fluid pumped into the dish doesn't drip back into the bottle, keeping stored liquids uncontaminated. Bottles are available in a variety of sizes. Made of static dissipative plastic. Surface resistivity of 10E<sup>7</sup> to 10E<sup>9</sup>.  
MOQ : 10 pcs

Art. No.	Description
TDS12	ESD Fluid Dispenser 120ml
TDS12AS	ESD Anti-Splash Fluid Dispenser 120ml
TDS18	ESD Fluid Dispenser 180ml
TDS18AS	ESD Anti-Splash Fluid Dispenser 180ml
TDS24	ESD Fluid Dispenser 240ml
TDS24AS	ESD Anti-Splash Fluid Dispenser 240ml



TSD12



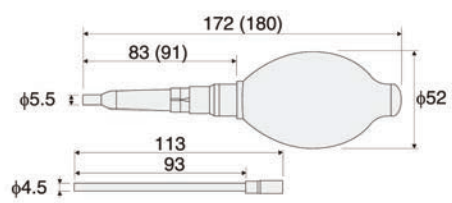
TSD12AS



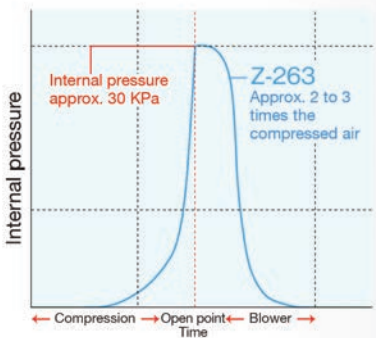
# Rubber Blower with Compressor

- The new compression valve design delivers 30 kPa (max.) of compressed air (2 to 3 times the blower) for quick dust cleaning.
- The compressor / blower can be selected.
- Features an air inlet valve that prevents blowback from the inlet.
- An accessory extension nozzle permits access to hard-to-reach places.

Pump capacity 80 mL  
Max. compression pressure 30 kPa  
Overall length 180 mm  
(280 mm: with extension nozzle attached)  
Weight 45 g



\* ( ) value applies when blower is selected



Extension nozzle included

Art. No.	Description
Z-263	Rubber Blower with compressor

# Visual Inspection

## Alcron Microscope

- Microscope 30 x
- Gives unparalleled sharp and brilliant vision with wide field of view with 30 x magnification.
- Unique built-in light and easy focusing system. Uses two standard 1.5 V batteries.
- A must for inspection of PC boards and miniature parts.

Art. No.	Description
Alcron	Microscope 30X
Alcron Scale	Front case with mm scale



## USB Digital Microscope (Dino-Lite™)

Studied and designed for professional use, Dino-Lite is a very compact range of microscope which allow the users all high standard shootings (pictures and videos) even in real time and has a zoom feature that may magnify a picture up to 500X. Measurement's features such as lines, angles, diameters and radius, calibration as well are available.



**For more information and full range of Dino-Lite microscopes please visit:**

**[www.dino-lite.info](http://www.dino-lite.info)**

# SMD Components Tester

## Smart Tweezers™

Smart Tweezers™ is a handheld LCR meter of a new concept. It provides a perfect solution for testing and identification of Surface Mount Devices as well as troubleshooting of complex electronic systems.

Its unique mechanical and electronic design combines a pair of precise gold-plated tweezers and a digital LCR meter in compact, lightweight, battery powered instrument. The probe is able to measure resistance, capacitance, inductance with high accuracy and automatic component recognition.



### Testing Surface Mount Devices

Surface mount devices are usually tiny and without wire leads, making it more difficult to test and identify SMD than conventional components.

Smart Tweezers™ gives users an easy way to sort and evaluate loose components and to perform on-board measurements and debugging.

Precise gold-plated tweezers are able pick and reliably contact even the smallest SMD components and take measurements from already mounted devices. The probe can also be used to test conventional components with wire leads too short to insert into the test terminals.

### Fully Automatic Measurements

Smart Tweezers™ automatically determines type of the component (resistance/capacitance/inductance) and selects proper range for high accuracy measurements.

Unit's display clearly indicates the type of the component, measurement result and test conditions.

### Lightweight and Ergonomic

The integrated measurement head allow the operator to use one hand and focus attention on the tested component and on the job at hand. Sorting, testing and troubleshooting become more efficient and cost effective.

### Wide Spectrum of Functions

Additionally, Smart Tweezers™ offer direct display of component's  $|Z|$  impedance and of capacitor ESR.

Every test function have a manual mode when where is a need to measure a specific circuit parameter—L, C, R.

The device offers binning capabilities and measurement offset calculation.

Menu operations and mode selection are performed using a Navigation Controller. The controller also allows directly changing of test modes.

The unit has a continuity detector with the beeper sound for resistance reading below threshold.

- Built-in high-precision LCR probe
- Convenient one-hand operation
- Ideal for Surface Mount Devices
- Low-capacitance 4-wire shielded handles
- Automatic component recognition
- Automatic test range selection
- Precise tips for small-size devices
- Multi-component information display
- Manual overrides of test modes
- Measurement offset calculation capability
- Portable and ergonomic design
- Built-in rechargeable LiPo battery



Smart Tweezers™ greatly simplifies testing and troubleshooting process.



Resistance, capacitance and inductance can be measured with automatic selection of the test parameters and range.

Art. No.	Description
ST-5	Smart Tweezers Set (with standard tips)
ST-IT-T	Standard replaceable Tips
ST-IT-THP	High precision replaceable Tips
ST-IT-TSHP	High precision sharp replaceable Tips
Calibration service available	

# Wire Stripping Thermal Tweezers

**High quality and precise thermal wire stripping:**

This technique allows for wires insulated with Teflon, PVC or Kapton to be stripped without damaging the core. Our pliers are ergonomically designed to be pleasant and comfortable to handle. In addition to being size adjustable, their electrodes can be easily replaced in the event of breakage. (pliers and power units are also supplied as separate items.)

**Power Unit BDT1A features**

Power supply	230 V - 50 Hz
Secondary supply	Variable from 0 to 2.1 V DC
Capacity	80 W
Dim: L x W x H mm	250 x 95 x 150 mm
Heating	On pliers closure



BDT1A

The pliers can be used for a multitude of different applications thanks to wide selection of electrodes available



PC 3N




PC 3/5



PC 3NP

Pliers	PC 3/5	PC 3N	PC 3NP
AWG	From 8 to 28	From 8 to 28	From 26 to 36
Twisted pair	yes	no	no
EEDT2 electrodes	yes	yes	no
EPNP electrodes	no	no	yes



EEDT2



EPNP



Art. No.	Description
BDT 1A	Power unit
PC 3/5	Pliers
PC 3N	Pliers
PC 3NP	Pliers
EEDT2	Replaceable tips
EPNP	Replaceable tips



# Product Index

## CUTTERS & PLIERS

175	.....8
5140	.....5
5141	.....5
5142	.....5
5150	.....5
5151	.....5
5152	.....5
5233	.....6
5247	.....6
5291	.....6
5340	.....5
5341	.....5
5342	.....5
5350	.....5
5351	.....5
5352	.....5
5540	.....6
5541	.....6
5542	.....6
6011	.....7
6012	.....7
6013	.....7
6014	.....7
6021	.....7
6022	.....7
6023	.....7
6024	.....7
6041	.....7
C-18	.....8
WLC100	.....6
WLC125	.....6

## TWEEZERS

0.SA	.....10
00.SA	.....10
00.SA.DN	.....25
00.SA.DR	.....24
00.SA.NE	.....26
000.SA	.....10
00B.SA	.....10
00CF.SA	.....18
00CFR.SA	.....20
00CPR.SA	.....20
00D.SA	.....10
00SVR.SA	.....20
0C9.S	.....10
0C9.SA	.....10
1.NC	.....10
1.S	.....10
1.SA	.....10
1.TA	.....10
10G.SA	.....12
11.N	.....12
119.SA	.....16
119B.SA	.....16
120A.SA	.....16
121.SA	.....16
122.SA	.....16
123.SA	.....16
124.SA	.....16
125.SA	.....27
125A.SA	.....27
127.SA	.....27
128.SA	.....27
15A.C	.....12
15AGW.C	.....12
15AGW.DN	.....25

15AP.C	.....12
2.BR	.....10
2.NC	.....10
2.S	.....10
2.SA	.....10
242CFR.SA	.....21
242CPR.SA	.....21
242SVR.SA	.....21
246CFR.SA	.....21
248CF.SA	.....19
249CF.SA	.....19
249CFR.SA	.....21
249CPR.SA	.....21
249SVR.SA	.....21
250CF.SA	.....19
251.SA	.....22
252.SA	.....22
253.SA	.....22
255.SA	.....22
259CF.SA	.....19
259CFR.SA	.....21
259CPR.SA	.....21
259SVR.SA	.....21
269CF.SA	.....19
27C.BR	.....12
27CL.BR	.....12
29.SA	.....32
29D.SA	.....32
2A.NC	.....10
2A.S	.....10
2A.SA	.....10
2A.SA.DN	.....25
2A.SA.DR	.....24
2A.SA.NE	.....26
2A.TA	.....10
2AB.SA	.....10
2AB.TA	.....10
2ABCFR.SA	.....20
2ABCPR.SA	.....20
2ABSVR.SA	.....20
2ACF.SA	.....18
2ACFR.SA	.....20
2ACPR.SA	.....20
2AMZ.SA	.....18
2ASVR.SA	.....20
2AX.SA	.....15
2AXCFR.SA	.....20
2AXCPR.SA	.....20
2AXSVR.SA	.....20
2AZ.SA	.....11
2W.SA	.....29
2WF.SA	.....29
2WFCPR.SA	.....20-29
2WFG.SA	.....29
3.NC	.....11
3.S	.....11
3.SA	.....11
3.SA.DN	.....25
3.SA.DR	.....24
3.SA.NE	.....26
3.TA	.....11
30.SA	.....32
30D.SA	.....32
321.SA.T	.....16
33A.SA	.....27
34A.SA	.....27
35A.SA	.....27
39FG.SA	.....30
39S2.SA	.....30

3C.NC	.....11
3C.S	.....11
3C.SA	.....11
3C.SA.DN	.....25
3C.SA.DR	.....24
3C.SA.NE	.....26
3C.TA	.....11
3CB.SA	.....11
3CCF.SA	.....19
3CF.SA	.....19
3WF.SA	.....29
3WFG.SA	.....29
3X.SA	.....15
4.S	.....11
4.SA	.....11
4.TA	.....11
456.SA	.....16
475.SA	.....16
48WF.SA	.....30
4A.SA	.....11
4WF.SA	.....30
4WFCPR.SA	.....20-30
4WFG.SA	.....30
4WL.SA	.....30
4X.SA	.....15
5.NC	.....11
5.S	.....11
5.SA	.....11
5.SA.DN	.....25
5.SA.DR	.....24
5.SA.NE	.....26
5.TA	.....11
51S.SA	.....12
52A.SA	.....12
571.SA	.....31
572.SA	.....31
573.SA	.....31
577.SA	.....31
578.SA	.....31
579.SA	.....31
581.SA	.....31
582.SA	.....31
583.SA	.....31
5A.NC	.....11
5A.S	.....11
5A.SA	.....11
5AX.SA	.....15
5B.SA	.....11
5C.SA	.....11
5CF.SA	.....19
5CFR.SA	.....20
5CPR.SA	.....20
5SVR.SA	.....20
5TTH.SA	.....11
5TTHX.SA	.....15
5WF.SA	.....30
5X.SA	.....15
5XCF.SA	.....19
5XCFR.SA	.....21
5XCPR.SA	.....21
5XSVR.SA	.....21
6.SA	.....11
637L.SA	.....31
637SB.SA	.....31
647.SA	.....17
648.SA	.....17
649.SA	.....17
650.SA	.....17
65A.SA	.....13

6WF.SA	.....30
7.NC	.....12
7.S	.....12
7.SA	.....12
7.SA.DN	.....25
7.SA.DR	.....24
7.SA.NE	.....26
7.TA	.....12
702A.CF	.....23
702A.DG	.....23
702A.SV	.....23
705.CF	.....23
705.DG	.....23
705.SV	.....23
707.CF	.....23
707.DG	.....23
707.SV	.....23
707A.CF	.....23
707A.DG	.....23
707A.SV	.....23
708.CF	.....23
708.DG	.....23
708.SV	.....23
709.CF	.....23
709.DG	.....23
709.SV	.....23
710.CF	.....23
710.DG	.....23
710.SV	.....23
71MZ.SA	.....18
72MZ.SA	.....18
7312	.....32
7312B	.....32
7313	.....32
7313B	.....32
7314.NP	.....32
7314.SA	.....32
7314B.NP	.....32
7314B.SA	.....32
7316	.....32
7316B	.....32
7318	.....32
7318B	.....32
7320	.....32
7320B	.....32
7325	.....32
7325B	.....32
7330	.....32
7330B	.....32
73MZ.SA	.....18
74MZ.SA	.....18
775.SA.NE	.....12
7A.SA	.....12
7B.SA	.....12
7CF.SA	.....19
7CFR.SA	.....21
7CPR.SA	.....21
7MZ.SA	.....18
7SVR.SA	.....21
7X.SA	.....15
85C.SA	.....30
8WF.SA	.....30
8WNY.SA	.....30
8WT.SA	.....30
A00CF	.....21
A00CP	.....21
A00SV	.....21
A242CF	.....21
A242CP	.....21



A242SV .....	21
A246CF .....	21
A249CF .....	21
A249CP .....	21
A249SV .....	21
A259CF .....	21
A259CP .....	21
A259SV .....	21
A2ABCF .....	21
A2ABCP .....	21
A2ABSV .....	21
A2ACF .....	21
A2ACP .....	21
A2AMZ .....	18
A2ASV .....	21
A2WFCP .....	21
A4WFCP .....	21
A5CF .....	21
A5CP .....	21
A5SV .....	21
A71MZ .....	18
A72MZ .....	18
A73MZ .....	18
A74MZ .....	18
A7CF .....	21
A7CP .....	21
A7MZ .....	18
A7SV .....	21
AA.NP .....	17
AA.S .....	17
AA.SA .....	17
AA.SA.DN .....	25
AA.SA.DR .....	24
AA.SA.NE .....	26
AC.SA .....	13
AM.BR .....	13
AML.BR .....	13
F .....	33
F.SA .....	13
F1 .....	33
F-EG .....	33
FR .....	33
FR-ZN .....	33
F-ZN .....	33
K5HP.NC .....	13
K5HP.S .....	13
K5HP.SA .....	13
K5HP.TA .....	13
K5SMD.SA .....	29
L .....	33
L1 .....	33
L1-ZN .....	33
L-EG .....	33
LR .....	34
LR1 .....	34
LR1-ZN .....	34
LR-ZN .....	34
L-ZN .....	33
M .....	33
M00D.SA .....	14
M1 .....	33
M1-ZN .....	33
M2.SA .....	14
M2A.SA .....	14
M3.SA .....	14
M4.SA .....	14
M5.SA .....	14
M-EG .....	33
MM.SA .....	17

MR .....	33
MR1 .....	33
MR1-ZN .....	33
MR-ZN .....	33
M-ZN .....	33
SM103.SA .....	28
SM103.SA.NE .....	26
SM104.SA .....	28
SM105.SA .....	28
SM106.SA .....	28
SM107.SA .....	28
SM108.SA .....	28
SM108.SA.NE .....	26
SM109.SA .....	28
SM110.SA .....	28
SM111.SA .....	28
SM112.SA .....	28
SM115. SA .....	29
SM116. SA .....	29
SM117. SA .....	29
SS.NC .....	13
SS.S .....	13
SS.SA .....	13
SS.TA .....	13
XF .....	33
XF-EG .....	33
XF-ZN .....	33
XL .....	34
XL1 .....	34
XL1-ZN .....	34
XLR .....	34
XLR1 .....	34
XLR1-ZN .....	34
XLR-ZN .....	34
XL-ZN .....	34
XXL .....	34
XXL1 .....	34
XXL1-ZN .....	34
XXL-ZN .....	34

#### PROFESSIONAL SCALPES AND BLADES

2338 .....	40
2339 .....	40
310 .....	39
310A .....	39
311 .....	39
312 .....	39
313 .....	39
314 .....	39
315 .....	39
418 .....	39
419 .....	39
420 .....	39
421 .....	39
422 .....	39
423 .....	39
424 .....	39
425 .....	39
426 .....	39
436 .....	39
ACM10SM .....	40
ACM11SM .....	40
ACM16SM .....	40
ACM17SM .....	40
ACM18SM .....	40
ACM22SM .....	40
ACM24SM .....	40

ACM28SM .....	40
ACM2SM .....	40
ACM7SM .....	40
ACMH1 .....	40
ACMH5 .....	40
HANDLE 3 .....	39
HANDLE 4 .....	39
HANDLE 5A .....	39
HANDLE 6A .....	39

#### VACUUM TOOLS

P-830 .....	41
UVO000000 .....	41
UVO000100 .....	41
UVO0001000 .....	41
UVO0001100 .....	41
UVO000610 .....	41
UVO000620 .....	41
UVO000630 .....	41
UVO000810 .....	41
UVO000820 .....	41
UVO000830 .....	41
UVO000910 .....	41
UVO000920 .....	41
UVO000930 .....	41
UWO000100 .....	41
UWO000200 .....	41
UWO000300 .....	41
UWO000400 .....	41

#### SOLDERING IRONS AND SOLDERING TOOLS

190 .....	43
190-ATA .....	43
190-T27 .....	43
4KC-1 .....	43
COND-77 .....	43
CX10 .....	42
CX24 .....	42
CX32 .....	42
CX48 .....	42
CX70 .....	42
CX81 .....	42
CX90 .....	42
GT220 .....	42
Kit Pro Piezo .....	42
MK2K-B .....	42
MK2K-C .....	42
MK2S .....	42
MPT1R.CP .....	43
MPT1R.NY .....	43
MPT1R.SV .....	43
MPT123.CP .....	43
MPT123.NY .....	43
MPT123.SV .....	43
MPT2.CP .....	43
MPT2.NY .....	43
MPT2.SV .....	43
MPT3.CP .....	43
MPT3.NY .....	43
MPT3.SV .....	43
PPT-1 .....	42
PPT-10 .....	42
PPT-11 .....	42
PPT-12 .....	42
PPT-2 .....	42
PPT-3 .....	42

PPT-4 .....	42
PPT-5 .....	42
PPT-6 .....	42
PPT-7 .....	42
PPT-8 .....	42
PPT-9 .....	42
Pro Piezo Tips .....	42
Pro Piezo .....	42

#### PCSA AND PC-40 CIRCUIT BOARDS HOLDERS

BS-PCSA-1 .....	44
BS-PCSA-2 .....	44
BS-PCSA-4 .....	44
PC-40 .....	44
PCSA-1 .....	44
PCSA-1.2 .....	44
PCSA-2 .....	44
PCSA-2.2 .....	44
PCSA-4 .....	44
PCSA-4.2 .....	44

#### SOLVENT DISPENSER

TDS12 .....	44
TDS12AS .....	44
TDS18 .....	44
TDS18AS .....	44
TDS24 .....	44
TDS24AS .....	44

#### RUBBER BLOWER WITH COMPRESSOR

Z-263 .....	45
-------------	----

#### VISUAL INSPECTION

ALCRON .....	45
ALCRON SCALE .....	45
USB Microscopes -	
Dino-Lite .....	45

#### SMART TWEEZERS - LCR METER

ST5-1 .....	46
ST5-IT-T .....	46
ST5-IT-THP .....	46
ST5-IT-TSHP .....	46
Calibration Service .....	46

#### WIRE STRIPPING THERMAL TWEEZERS

BDT1A .....	47
PC 3/5 .....	47
PC 3N .....	47
PC 3NP .....	47
EEDT2 .....	47
EPNP .....	47

## Directions



● Milan

### From Milan, Italy

**A8, direction**

**Passing close to Rho**

**Head towards: A9 Como - Chiasso (CH)**

**Continue along: E35 / Autostrada dei Laghi**

**Continue along: A9 / E35 towards:**

**Como - Chiasso (CH)**

**Passing close to Saronno**

**Passing close to Fino Mornasco**

**Passing close to Como**

**Entry into Switzerland**

**Continue along: A2 / E35**

**Exit 53**

**At Bisio, at the roundabout, take the 4th exit.**

**Arrive in Balerna. Continue along:**

**Via San Gottardo.**

**Destination: Balerna, Via San Gottardo 99a.**

### From Lucern, Switzerland

**Take A2 / E35**

**Head towards: Gotthard - Interlaken Stans**

**Passing close to Altdorf**

**Passing close to Amsteg**

**Passing close to Bellinzona**

**Passing close to Lugano**

**Take the exit towards: Exit 53 Chiasso**

**At Bisio, At the roundabout, take the 1st exit.**

**Continue along: Via San Gottardo.**

**Arrive in Balerna. Continue along: Via San Gottardo.**

**Destination: Balerna, Via San Gottardo 99a.**



● Balerna

wandy



**YOUR BEAUTY  
AT YOUR FINGERTIPS**



...to be continued on [wandytweezers.com](http://wandytweezers.com)



**IDEAL-TEK S.A.**

Via San Gottardo 99a  
6828 Balerna  
Switzerland

Tel. +41 91 683.32.29  
Fax +41 91 683.03.71

[info@ideal-tek.com](mailto:info@ideal-tek.com)  
[www.ideal-tek.com](http://www.ideal-tek.com)