

# Fume Extraction



Solutions and systems for soldering, rework and repair of electronics

# Fume Extraction Systems



As the full solution provider in the electronics industry, PACE has set the standards for over 20 years by leading technology development for fume extraction equipment specifically designed to meet the requirements of the electronics industry and by educating the industry on the effects of exposure and how to protect workers.

PACE offers Fume Extraction Systems that feature the latest advancements in filter condition monitoring and process control as well as cost effective solutions that incorporate many of our best features. A variety of collection accessories are available that offer highly effective source capture or wide area extraction to meet virtually any application.

Each system is composed of rugged steel construction and includes a heavy-duty, brushless motor for years of trouble-free service. Convenient, disposable filter cartridges are easily changed, eliminating the need for messy cleaning and costly service visits.

## The Benefits OF PACE FUME EXTRACTION

- 1 Fumes are pulled away from the operator.
- 2 As flux fumes are removed at their source, secondary exposure of other operators is eliminated.
- 3 Assemblies and the work area are kept clean from flux fume contamination.
- 4 Filtered air is recirculated back into the work environment instead of being vented to the outside. Therefore, energy savings in the form of air conditioning and heating costs are realized.
- 5 Unfiltered air is not exhausted to the outside which may require costly environmental permits and pollution control devices.
- 6 PACE Fume Extraction Systems offer the greatest flexibility as they are modular and can be easily disassembled and reassembled in another location as manufacturing processes and layouts change.

It's a fact...hazardous fumes in the working environment result in increased absenteeism, employee turnover, worker's compensation claims and lost productivity. Medical research has confirmed an increased incidence of occupational asthma, chronic bronchitis, allergic reactions, contact dermatitis and other health related effects associated with exposure to flux fumes. The substances in flux fumes are regulated by international health and safety agencies and many have been designated as Occupational Sensitizers which means that exposure should be eliminated or reduced to as low a level as possible. Where manual soldering is being performed or where solder-pots/fountains are utilized, hazardous fumes are produced and workers need to be protected from them.



Table of Contents	Page
<b>Why is Fume Extraction Needed?</b>	2
<b>Arm-Evac 50</b>	3
<b>Arm-Evac 105 / 200</b>	4
<b>Arm-Evac 250</b>	5
<b>Arm-Evac 500</b>	6
<b>Fume Extraction Filters</b>	7
<b>ESD Safe Flex-Arm</b>	8
<b>Fume Extraction Accessories</b>	9
<b>Fume Extraction Installation &amp; Examples</b>	11
<b>Product Page</b>	14





FACT:

## Exposure to Solder Fumes Leads to Respiratory Illness

When rosin-based or rosin-containing fluxes are heated, a substance called colophony is produced, which is one of the major causes of occupational asthma. In order to reduce exposure to colophony, rosin-based fluxes have been exchanged for no-clean or synthetic fluxes that contain no rosin or very low percentages. While this reduces or eliminates exposure to colophony, new chemical irritants may be introduced into the work place, many of which pose a more substantial threat to workers. Over 95% of the total fume produced from rosin-based fluxes are in the form of particulates. Chemical exposure from flux fume varies widely and is dependent on the chemical composition of the flux. Non-rosin or low-rosin fluxes use chemically aggressive substances such as acids, solvents, or alcohols in place of rosin to improve the cleaning action of the flux. **This is also true for Lead Free solders.**

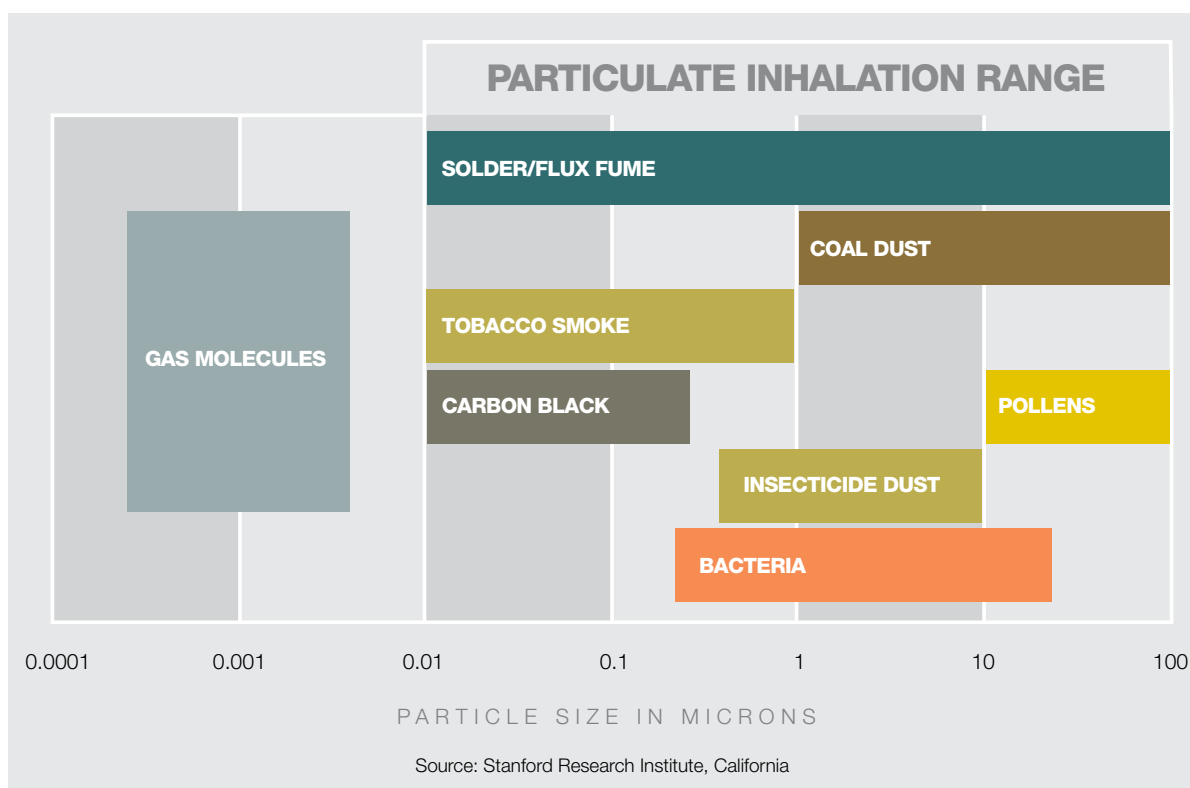
Exposure to these substances is also recognized as hazardous, and when flux is heated, the resultant chemical by-products can be even more hazardous. Additionally, the use of cleaners, solvents or adhesives, which are common in electronic soldering

applications, expose workers to chemical hazards. The human body has been designed with defense mechanisms such as nasal passageways lined with mucus that will collect larger particles through a process known as impaction and ciliated breathing passageways to remove foreign substances from the main airways of the lungs. Flux fumes contain high levels of respirable particles (less than 3.5 microns in diameter similar in size to cigarette smoke), that can bypass these natural defense mechanisms and deposit themselves in the gas-exchange region of the lungs, thereby posing the greatest exposure hazard.

FACT:

## Material Safety Data Sheets for Fluxes Recommend the Use of Local Exhaust Ventilation Systems

The health effects caused by exposure to flux fumes tend to be forms of respiratory illness and contact dermatitis. However, since the components of flux fume are often designated as occupational sensitizers, chronic or prolonged exposure increases the severity of health effects. PACE Fume Extraction is a key element in protecting workers from being exposed to flux fumes!



# Benchtop Fume Extraction



Arm-Evac 50



Arm-Evac 50 with optional Dual Arm Attachment



Providing fume extraction to two workstations

## Arm-Evac 50

The Arm-Evac 50 is a unique, portable, cost-effective, bench-top fume extractor that provides wide area fume extraction or highly efficient source capture at two points using the optional arm attachment. The Arm-Evac 50 features operator adjustable airflow, quiet operation and a wide variety of filters to meet the needs of virtually any application.

See page 7 for replacement filters.

Specifications	Arm-Evac 50
<b>Part Number</b>	8889-0050-P1
<b>Dimensions</b>	250mm (8.5") <b>H</b> x 330mm (13") <b>W</b> x 315mm (12.5") <b>D</b>
<b>Weight</b>	6 Kg (13 lbs)
<b>Power Requirements</b>	115 or 230 VAC, 50/60 Hz
<b>Noise Level*</b>	54 dBA
<b>Number of Inlets</b>	One laminar flow, plenum inlet
<b>Flow Rate</b>	Adjustable: 152m <sup>3</sup> /h (90cfm) max with Plenum, One Arm Adjustable: 84.5m <sup>3</sup> /h (45cfm) max, Two Arms Adjustable: 50m <sup>3</sup> /h (30 cfm) max per arm
<b>Number of Collection Accessories</b>	Up to six 45mm (1.75"), Up to four 75mm (3")
<b>System Options</b>	Dual Arm Accessory, 8886-0055-P1
<b>Standard Primary Filter</b>	General Purpose Filter
<b>Filtration Options</b>	General Purpose Filter, Cleanroom Filter

\* Airflow and noise level are nominal numbers and will vary based on voltage

# Portable Fume Extraction

for 1 to 4 Workstations



See page 7 for replacement filters. See pages 7 through 9 for additional accessories.

## Arm-Evac 105

The best protection from harmful fumes in its price range. The Arm-Evac 105 is portable, compact and can be easily placed on or under a workbench. The unit features a heavy-duty, maintenance-free brushless motor along with a filtration process which includes a pre-filter for coarse particle removal, and a High Efficiency Particulate Arrestor (HEPA)/Gas Filter Cartridge. An inlet cap is provided to seal the unused inlet if only one flex-arm is used.

Specifications	Arm-Evac 105	Arm-Evac 105E
<b>Part Number</b>	8888-0110-P1	8888-0105-P1
<b>Power Requirements</b>	115 VAC, 60 Hz	230 VAC, 50 Hz
<b>Dimensions</b>	362mm (14.25") <b>H</b> x 290mm (11.5") <b>W</b> x 290mm (11.5") <b>D</b>	
<b>Weight</b>	11.5 Kg (25.3 lbs)	
<b>Noise Level*</b>	55 dBA	
<b>Number of Inlets</b>	Two 75mm (3")	
<b>Flow Rate* General Purpose Filter</b>	<b>Single Inlet:</b> 220m³/h (131 cfm); <b>Dual Inlet:</b> 118m³/h (70 cfm) per inlet	
<b>Flow Rate* Cleanroom Filter</b>	<b>Single Inlet:</b> 187m³/h (110 cfm); <b>Dual Inlet:</b> 105m³/h (62 cfm) per inlet	
<b>Number of Collection Accessories</b>	Two 75mm (3")	
<b>Maximum Duct Run</b>	2.5m (8') per inlet	
<b>Standard Primary Filter</b>	General Purpose Filter	
<b>Filtration Options</b>	General Purpose Filter, Cleanroom Filter, Adhesive Filter, Extended Life Filter, Economy Filter	

\* Airflow and noise level are nominal numbers and will vary based on voltage

## Arm-Evac 200

The Arm-Evac 200 is designed to meet the needs of light-duty production as well as rework and repair operations. Lightweight and compact, the Arm-Evac 200 installs in minutes. A wide variety of collection accessory options and filters are available. An optional silencer/mobile cart is also available.

Specifications	Arm-Evac 200	Arm-Evac 200E
<b>Part Number</b>	8889-0205-P1	8889-0200-P1
<b>Power Requirements</b>	115 VAC, 60 Hz	230 VAC, 50 Hz
<b>Dimensions</b>	393mm (15.4") <b>H</b> x 282mm (11.1") <b>W</b> x 365mm (14.3") <b>D</b>	
<b>Weight</b>	13.75 Kg (30.25 lbs)	
<b>Noise Level*</b>	58 dBA	
<b>Number of Inlets</b>	Two 75mm (3")	
<b>Flow Rate* General Purpose Filter</b>	<b>Single Inlet:</b> 288m³/h (170 cfm); <b>Dual Inlet:</b> 170m³/h (100 cfm) per inlet	
<b>Flow Rate* Cleanroom Filter</b>	<b>Single Inlet:</b> 255m³/h (150 cfm); <b>Dual Inlet:</b> 135m³/h (80 cfm) per inlet	
<b>Number of Collection Accessories</b>	Up to four 45mm (1.75"), Up to four 75mm (3")	
<b>Maximum Duct Run</b>	5m (16') per inlet	
<b>System Options</b>	Silencer / Mobile Cart	
<b>Standard Primary Filter</b>	General Purpose Filter	
<b>Filtration Options</b>	General Purpose Filter, Cleanroom Filter, Adhesive Filter, Extended Life Filter, Economy Filter	

\* Airflow and noise level are nominal numbers and will vary based on voltage



See page 7 for replacement filters.  
See pages 8 through 10 for additional accessories.



# Portable Fume Extraction



See page 7 for replacement filters.

See pages 8 through 10 for additional accessories.

## Arm-Evac 250

The Arm-Evac 250 is ideal for heavy-duty operations that need high capacity and continuous particle filter monitoring. Incorporating microprocessor technology, an easy-to-read graphical LED filter condition monitor changes from green to yellow to red as the filter becomes clogged. Additionally, flow sensors increase power to the motor as filters become blocked to assure peak performance. The filter monitoring system self calibrates using a membrane keypad on the front panel and an audible alarm alerts the operator when a filter change is required. A three-position motor speed button is also on the front panel. A wide variety of collection accessory options and filters are available. An optional silencer/mobile cart is available.

Specifications	Arm-Evac 250	Arm-Evac 250E
<b>Part Number</b>	8889-0255-P1	8889-0250-P1
<b>Power Requirements</b>	115 VAC, 60 Hz	230 VAC, 50 Hz
<b>Dimensions</b>	393mm (15.4") <b>H</b> x 282mm (11.1") <b>W</b> x 365mm (14.3") <b>D</b>	
<b>Weight</b>	14 Kg (31 lbs)	
<b>Noise Level*</b>	58 dBA	
<b>Number of Inlets</b>	Two 75mm (3")	
<b>Flow Rate* General Purpose Filter</b>	<b>Single Inlet:</b> 288m <sup>3</sup> /h (170 cfm); <b>Dual Inlet:</b> 170m <sup>3</sup> /h (100 cfm) per inlet	
<b>Flow Rate* Cleanroom Filter</b>	<b>Single Inlet:</b> 255m <sup>3</sup> /h (150 cfm); <b>Dual Inlet:</b> 135m <sup>3</sup> /h (80 cfm) per inlet	
<b>Number of Collection Accessories</b>	Up to four 45mm (1.75"), Up to four 75mm (3")	
<b>Maximum Duct Run</b>	5m (16') per inlet	
<b>System Options</b>	Silencer / Mobile Cart	
<b>Standard Primary Filter</b>	General Purpose Filter	
<b>Filtration Options</b>	General Purpose Filter, Cleanroom Filter, Adhesive Filter, Extended Life Filter, Economy Filter	

\* Airflow and noise level are nominal numbers and will vary based on voltage

for 1 to 6 Workstations

## Arm-Evac 500

The Arm-Evac 500 is perfectly suited for high performance, cellular manufacturing activities and provides fume extraction for up to 6 workstations. This unit boasts a high airflow motor pump with an effective three-stage filtration system. Incorporating microprocessor technology, an easy-to-read graphical LED filter condition monitor changes from green to yellow to red as the filter becomes clogged. The filter monitoring system self calibrates using a membrane keypad on the front panel and an audible alarm alerts the operator when a filter change is required. A wide variety of collection accessory options and filters are available.

Specifications	Arm-Evac 500	Arm-Evac 500E
<b>Part Number</b>	8889-0505-P1	8889-0500-P1
<b>Power Requirements</b>	115 VAC, 60 Hz	230 VAC, 50 Hz
<b>Dimensions</b>	640mm (25") H x 400mm (15.75") W x 500mm (19.5") D	
<b>Weight</b>	28 Kg (62 lbs)	
<b>Noise Level*</b>	61 dBA	
<b>Number of Inlets</b>	Three 75mm (3")	
<b>Flow Rate* General Purpose Filter</b>	<b>Single Inlet:</b> 451m <sup>3</sup> /h (266 cfm); <b>Two Inlets:</b> 283m <sup>3</sup> /h (167 cfm) per inlet; <b>Three Inlets:</b> 200m <sup>3</sup> /h (119 cfm) per inlet	
<b>Flow Rate* Cleanroom Filter</b>	<b>Single Inlet:</b> 414m <sup>3</sup> /h (244 cfm); <b>Two Inlets:</b> 236m <sup>3</sup> /h (140 cfm) per inlet; <b>Three Inlets:</b> 160m <sup>3</sup> /h (94 cfm) per inlet	
<b>Number of Collection Accessories</b>	50mm (2"), Three 75mm (3")	
<b>Maximum Duct Run</b>	5m (16') per inlet	
<b>Standard Primary Filter</b>	General Purpose Filter	
<b>Filtration Options</b>	General Purpose Filter, Cleanroom Filter	

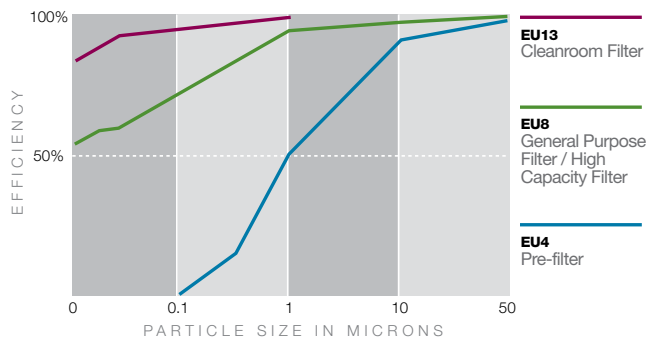
\* Airflow and noise level are nominal numbers and will vary based on voltage



See page 7 for replacement filters.

See pages 8 through 10 for additional accessories.

# Fume Extraction Filters



## Our Filtration Systems

PACE's Filtration Systems have been specifically designed for applications in the electronics industry. A wide variety of filtration options are available for use with PACE Fume Extractors ensuring that you always have the right filter for the job.

Filtration systems for soldering applications are comprised of three filters. As fumes are collected, they first encounter the Pre-filter, which is a lower efficiency particle filter that is used to protect the primary filter from large particles, extending the life of the primary filter. Next is the Primary Particle Filter which is a particulate filter with large surface area having efficiency ratings of 85% and higher. A variety of filtration

efficiencies are available to suit your needs. Lastly, a Gas Filter is included to eliminate any hazardous gases that may be present. PACE's Gas Filters use high-grade activated carbon or they combine adsorptive and chemisorptive technologies to maximize effectiveness. To fully understand your gas filtration needs, always consult your Material Safety Data Sheet. The Arm-Evac 50, 105, 200 & 250 use "Combo Filters" which means that the Primary and Gas filters are contained in one filter cartridge. The Arm-Evac 500 uses separate Primary and Gas filters which need to be changed individually. Pre-filters should be inspected at least weekly. When they become clogged, they should be replaced immediately to maximize primary filter life.

## Filter Types



Filter Type	Filter Efficiency Rating	Recommended Application
<b>Pre-filters</b>	90% ARRESTANCE EU 4	Recommended for use with all filtration systems.
<b>Economy Filters</b>	N/A N/A	Ideal for applications where coarse dust is generated.
<b>General Purpose Filters</b>	85% EU 8	Recommended for soldering applications where normal volumes of fumes are being generated for 1 or 2 shifts. (.2-80 microns)
<b>Cleanroom Filters</b>	99.99% EU 13	Recommended for applications in Cleanroom environments or where the highest filtration efficiency is required. (.2-2 microns)
<b>High Capacity Filters</b>	85% EU 8	Recommended for soldering applications where heavy volumes of fumes are generated or where operations are running 3 shifts. Filter contains additional filtration media and will last longer.
<b>Adhesive Filters</b>	N/A	Recommended for any bench-top application utilizing adhesives, solvents, or cleaners used in small quantities and not in open containers or "baths".

## Filter Selection

The following chart is a quick reference guide for PACE Filtration Systems. Simply select your fume extraction central filtration unit and the type of filter you need to identify the part number of the filter. **(Bold part numbers indicates standard primary filter in Central Filtration Unit).**


System	Pre-filter	High Capacity Pre-filter	Economy Filter	General Filter	Cleanroom Filter	High Capacity Filter	Carbon Filter	Adhesive Filter
<b>Arm-Evac 50</b>	8883-0125-P5	N/A	N/A	<b>8883-0280-P1</b>	8883-0290-P1	N/A	N/A	8883-0295-P1
<b>Arm-Evac 105</b>	8883-0111-P5	8883-0986-P10*	8883-0871-P1	<b>8883-0901-P1</b>	8883-0921-P1	8883-0987-P1*	N/A	8883-0951-P1
<b>Arm-Evac 200</b>	8883-0111-P5	8883-0986-P10*	8883-0871-P1	<b>8883-0931-P1</b>	8883-0921-P1	8883-0987-P1*	N/A	8883-0951-P1
<b>Arm-Evac 250</b>	8883-0111-P5	8883-0986-P10*	8883-0871-P1	<b>8883-0931-P1</b>	8883-0921-P1	8883-0987-P1*	N/A	8883-0951-P1
<b>Arm-Evac 500</b>	<b>8883-0145-P10</b>	N/A	N/A	<b>8883-0955-P1</b>	8883-0965-P1	N/A	<b>8883-0956-P1</b>	N/A

\* High Capacity Pre-filters must be used in combination with a High Capacity Filter. When filters need to be replaced, simply remove them from the Fume Extractor and replace with a new one. Disposal of filters should be done in compliance with local environmental regulations.



## ESD Safe Flex-Arm

PACE's ESD Flex-Arm can be positioned anywhere on the workbench. The ESD Safe Flex-Arm features a highly flexible hard plastic that easily adjusts to an infinite number of positions. The ESD Flex-Arm can be mounted directly to the workbench by cutting a hole in the bench top, or it can be mounted using the optional quick mounting bracket (P/N 8886-0552-P1).

Specifications	ESD Safe Flex-Arm	
Part Number	8886-0750-P1	
ESD Rating	Surface Resistivity: 1.00E3 Ohm; Volume Resistivity: <6.00E2 Ohm-cm	
Length / Diameter	915mm (36") / 75mm (3")	
Mounting	Directly onto Fume Extractor or uses optional Bench Mounting Bracket	
Standard Endpiece	Round	



### 75mm (3") ESD Safe Flex-Arm Kit

Contains everything needed to mount an ESD Safe Flex-Arm to a workbench.

Part Number: 8886-0765-P1  
Includes: (1) ESD Safe Flex-Arm (part number 8886-0750-p1), (1) Quick-Mount Bench Mounting Bracket (part number 8886-0745-P1).



### 75mm (3") Flex-Arm Bench Mounting Bracket Kit

Part Number: 8886-0745-P1  
Includes: 2.5m (8') of 75mm (3") ESD Safe Flex Hose (8886-0755-P1) and Bench Mounting Bracket (8886-0770-P1).



### Mounting Bracket for 75mm (3") ESD Safe Flex-Arm

Allows the ESD Safe Flex-Arm to be mounted virtually anywhere. Quick Mount clamp allows for arm and bracket to be repositioned in seconds.

Part Number: 8886-0770-P1



### 75mm (3") Flex Hose

Flex Hose, 75mm (3") diameter, 3m (10 feet) long with two 3" endcuffs.

Part Number: 8886-0755-P1



### 75mm (3") Expansion Kit

Allows two 75mm (3") diameter arms to be connected to one 75mm (3") inlet on the fume extractor. Contains one 3m (10') length of 75mm (3") flex hose, one 1.5m (5') length of 75mm (3") flex hose, one 75mm (3") "Y" connector, and four 75mm (3") endcuffs.

Part Number: 8882-0105-P1



### ESD Safe Flex-Arm Extension Tube

75mm (3") Flex-Arm used to increase the length of 8886-0750-P1. 305mm (12") long.

Part Number: 8886-0790-P1

## Optional Endpieces

- A** Round Endpiece for omni-directional fume collection.  
Part Number: 8886-0792-P1
- B** Collection Tube Endpiece for focused and pin-point fume collection.  
Part Number: 8886-0794-P1
- C** Cowl Endpiece for high volume laminar flow fume extraction.  
Part Number: 8886-0793-P1



# Fume Extraction Accessories

## Static-Safe Flex-Arm

Specifications	36" 50mm (2") Static-Safe Flex-Arm	24" 50mm (2") Static-Safe Flex-Arm
<b>Part Number</b>	8882-0435-P1	8882-0415-P1
<b>Material</b>	Static Safe Flexible Plastic	Static Safe Flexible Plastic
<b>Diameter / Length</b>	50mm (2") D x 915mm (36") L	50mm (2") D x 610mm (24") L



### 50mm (2") Flex-Arm Bench Mounting Kit

Kit includes one 3m (10') Length of 75mm (3") ESD Safe Flex Hose, one 75mm (3") to 50mm (2") reducer endcuff, one 75mm (3") endcuff and one Bench Mounting Bracket (8886-0552-P1).

Part Number: 8886-0553-P1



### 50mm (2") Expansion Kit

Allows two 50mm (2") diameter arms to be connected to one 75mm (3") inlet on the fume extractor. Contains one 3m (10') length of 75mm (3") flex hose, one 1.5m (5') length of 75mm (3") flex hose one 75mm (3") "Y" connector, three 75mm (3") endcuffs, and one 75mm (3") to 50mm (2") reducer endcuff.

Part Number: 8882-0692-P1



### Replaceable Fume-Scoop

Static Safe Fume Scoop for 50mm (2") ESD Safe Flex-Arm.

Part Number: 8882-0408-01-P1



### 75mm (3") Y

75mm (3") Y connector. Used to connect two hoses to a single hose.

Part Number: 8882-0691-P1



### Bench Mounting Bracket

50mm (2") Flex-Arm.

Part Number: 8886-0552-P1



### 2" to 3" End Cuff

75mm (3") to 50mm (2") Reducer.

Part Number: 8882-0775-P1



### 3" End Cuff

75mm (3") end cuff. Threads onto 75mm (3") flex hose for easy connection to 75mm (3") Flex-Arms and fume extractor inlets.

Part Number: 8882-0776-P1

# Fume Extraction Accessories

## 75mm Air Flow Controller

The Air Flow Controller for the 75mm (3") ESD Safe Flex-Arm gives the user complete control over the fume extraction air flow at their work bench. It is infinitely adjustable from fully-closed to fully-open to precisely deliver the ideal airflow needed to protect workers' health and eliminate any excessive air flow that could cool the solder/reflow work area.



Part Number: 8886-0795-P1

## 50mm Air Flow Controller

The air flow controller can be connected to any part of the ESD Safe Flex-Arm (P/N 8882-0435-P1 or 8882-0415-P1). The controller is mounted in the base of the arm for ease access. The air flow controller features an adjustable sliding gate valve that is easy to use and adjust.



Part Number: 8886-0509-P1


## Metal Plenum

The Plenum is ideal for providing fume extraction to work spaces where soldering is being performed over a large area, such as at several locations on a large PCB. At 455mm (18") wide laminar airflow is supplied over the entire work area, protecting the operator from exposure to harmful fumes. The Plenum also preserves bench-top space as it provides a sturdy shelf. The Plenum is constructed from rugged 18 gauge steel, is static-safe and includes 3m (10') of 75mm (3") ESD Safe Flexible Hose for easy connection to the Arm-Evac 105, 200, 250 or 500.



Specifications	Static-Safe Metal Plenum
<b>Part Number</b>	8886-0366-P1
<b>Dimensions</b>	130mm (5") H x 460mm (18") W x 130mm (5") D
<b>Weight</b>	2.7 Kg (6 lbs)
<b>Material</b>	18 gauge steel
<b>Inlet</b>	One 75mm (3") inlet

## Silencer / Mobile Carts

Specifications	Silencer/Mobile Cart Arm-Evac 200	Silencer/Mobile Cart Arm-Evac 250	
Part Number	8885-1225-P1	8885-1225-P1	
Weight	4.5kg (10 lbs)	4.5kg (10 lbs)	
Description	Constructed of 18-Gauge steel and acoustical foam baffle liner. Arm-Evac 250 Silencer/Mobile Cart includes front locking casters.		

# Fume Extraction Installation & Examples

## Arm Evac 50 Configurations


120 V and 230 V



Arm-Evac 50: P/N 8889-0050-P1  
(Refer to page 3 for system specifications.)



Arm-Evac 50: P/N 8889-0050-P1  
AE 50 Arm Kit: P/N 8886-0055-P1  
(One arm shown. Kit comes with 2.)



Arm-Evac 50: P/N 8889-0050-P1  
AE 50 Arm Kit: P/N 8886-0055-P1 (Two arms shown.)

## Arm-Evac 105, 200 or 250 Configurations

For workstations requiring a single fume collection point



Arm-Evac 105, 200 or 250 (Arm-Evac 105 shown. See pages 4-5 for specifications.)  
One 75mm (3") ESD Safe Flex Arm: P/N 8886-0750-P1




Arm-Evac 105, 200 or 250 (Arm-Evac 105 shown. See pages 4-5 for specifications.)  
One 75mm (3") ESD Safe Flex Arm Kits: P/N 8886-0765-P1  
Optional flow controller shown: P/N 8886-0795-P1



For workstations requiring 2 fume collection points



Arm-Evac 105, 200 or 250 (Arm-Evac 105 shown. See pages 4-5 for specifications.)  
Two 75mm (3") ESD Safe Flex Arms: P/N 8886-0750-P1




Arm-Evac 105, 200 or 250 (Arm-Evac 200 shown. See pages 4-5 for specifications.)  
Two 75mm (3") ESD Safe Flex Arm Kits: P/N 8886-0765-P1  
Two Optional flow controllers shown: P/N 8886-0795-P1



For workstations requiring 1 or 2 metal plenums



Arm-Evac 105, 200 or 250 (Arm-Evac 105 shown. See pages 4-5 for specifications.)  
One Metal Plenum Kit (includes hose): P/N 8886-0366-P1



Arm-Evac 105, 200 or 250 (Arm-Evac 200 shown. See pages 4-5 for specifications.)  
Two Metal Plenum Kits (includes hose): P/N 8886-0366-P1





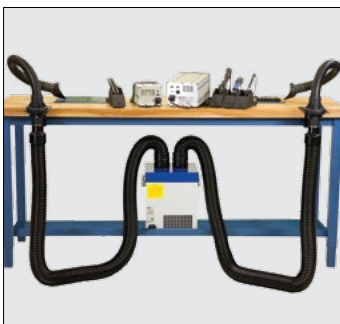


## Arm-Evac 200 and 250 Configurations

For workstations requiring 2 to 4 50mm (2") Flex Arms




Arm-Evac 200 or 250 (Arm-Evac 200 shown. See pages 4-5 for specifications.)  
Two 50mm 24" Long ESD Flex Arm: P/N 8882-0415-P1  
Two 50mm Bench Mounting Kit: P/N 8886-0553-P1



Arm-Evac 200 or 250 (Arm-Evac 250 shown. See pages 4-5 for specifications.)  
Two 50mm (2") diameter 36" long ESD Flex Arms: P/N 8882-0435-P1  
Two 50mm Bench Mounting Kits: P/N 8886-0553-P1



Arm-Evac 200 or 250 (Arm-Evac 200 shown. See pages 4-5 for specifications.)  
Four 50mm (2") diameter, 24" Long ESD Flex Arms: P/N 8882-0415-P1  
Two 50mm (2") Bench Mounting Kits: P/N 8886-0553-P1  
Two Bench Mounting Brackets: P/N 8886-0552-P1  
Two ESD Safe 50mm (2") Flex Arm Expansion Kits: P/N 8882-0692-P1




Arm-Evac 200 or 250 (Arm-Evac 250 shown. See pages 4-5 for specifications.)  
Four 50mm (2") diameter, 36" long, ESD Flex Arms: P/N 8882-0435-P1  
Two 50mm (2") Bench Mounting Kits: P/N 8886-0553-P1  
Two Bench Mounting Brackets: P/N 8886-0552-P1  
Two ESD Safe 50mm (2") Flex Arm Expansion Kits: P/N 8882-0692-P1



## Arm-Evac 500 Configurations

For workstations requiring 3 to 6 fume collection points



Arm-Evac 500 (See page 6 for specifications.)  
Three 50mm (2") diameter ESD Flex Arms: 24" Long P/N 8882-0415-P1 or Three 50mm (2") diameter ESD Flex Arms: 36" Long P/N 8882-0435-P1  
Three 50mm (2") Bench Mounting Kits: P/N 8886-0553-P1


Arm-Evac 500 (See page 6 for specifications.)  
Three 75mm (3") ESD Flex Arm Kits: P/N 8886-0765-P1  
Three Optional flow controllers shown: P/N 8886-0795-P1



Arm-Evac 500 (See page 6 for specifications.)  
Two 75mm (3") ESD Flex Arm Kits: P/N 8886-0765-P1  
Two 75mm (3") ESD Flex Arms: P/N 8886-0750-P1  
Two 75mm (3") Expansion Kits: P/N 8882-0105-P1  
Two 75mm (3") Bench Mounting Brackets: P/N 8886-0770-P1  
Three Optional flow controllers shown: P/N 8886-0795-P1



Arm-Evac 500 (See page 6 for specifications.)  
Four Metal Plenum Kits (includes hose): P/N 8886-0366-P1  
One 75mm (3") Expansion Kit: P/N 8882-0105-P1  
One 75mm (3") Y: P/N 8882-0691-P1



Arm-Evac 500 (See page 6 for specifications.)  
Six 50mm (2") diameter, ESD Flex Arms: 24" Long P/N 8882-0415-P1 or Six 50mm (2") diameter, ESD Flex Arms: 36" Long P/N 8882-0435-P1  
Three 50mm (2") Bench Mounting Kits: P/N 8886-0553-P1  
Three 50mm (2") Bench Mounting Brackets: P/N 8886-0552-P1  
Three 50mm (2") Expansion Kits: P/N 8882-0692-P1  
Six 50mm (2") Flow Controllers to ensure equal air flow across all six arms: P/N 8886-0509-P1

PAGE provides innovative solutions, products and training for the assembly, rework, repair and inspection of printed circuit boards. PAGE's unique capabilities and evolving vision have provided universal solutions to thru-hole and surface-mount assembly and rework problems for the most advanced electronics. Our strong commitment and history of achievement has resulted in an unparalleled range of Assembly, Repair and Fume Extraction systems to meet your company's needs whether working to ISO-9001, industrial, military or your own internal specifications. Whatever the challenge, PAGE stands ready to provide the best, cost-effective solution for you.

## Solder & Desolder Stations

SMR



WJS 100



ST 50



ST 70



ST 65



ST 115



## Fume Extraction

Arm-Evac 50



Arm-Evac 105



Arm-Evac 200



Arm-Evac 250



Arm-Evac 500



## Rework & Repair Systems

MBT 250



MBT 350



ST 325



ST 350



## Pre-heaters & Process Monitors

ST 400



ST 450



ST 1600



Tip Temperature Monitor



PM 200



## Area Array (BGA) Rework Systems

TF 2700



TF 1700



IR 3000



IR 1000



# Solutions and systems for soldering, rework and repair of electronics

## A Worldwide Commitment

With offices worldwide, PACE is a recognized world leader in the development of solutions for the assembly and repair of highly advanced electronics. Our expertise extends back to the dawn of the modern electronics industry. In 1958, PACE introduced training programs for the repair of printed wire assemblies and soon after, revolutionized the industry by creating the first self-contained vacuum desoldering system.

Today, PACE continues to provide innovative solutions, products and training for the rework, repair and inspection of printed circuit assemblies. Our unique capabilities and evolving vision have provided universal solutions for thru-hole and surface mount assembly and rework problems for the most advanced electronics.

Additionally, PACE manufactures Fume Extraction Systems to reduce exposure to harmful particulates and gases created from hand soldering operations. PACE Fume Extraction Systems effectively remove these contaminants from the worker's breathing zone thereby reducing or eliminating health risks and improving productivity.

Our strong commitment and history of achievement has resulted in an unparalleled range of Assembly, Repair and Fume Extraction solutions to meet your needs whether working to ISO-9001, industrial, military or your own internal specifications. Whatever the challenge, PACE stands ready to help you set a new standard.

The following are trademarks and/or service marks of PACE, Incorporated, Southern Pines, NC USA:

Arm-Evac®, Cir-Kit®, ConducTweez™, Flo-D-Sodr®, HandiPik™, IntelliHeat®, LapFlo™, Mini-Wave®, MiniTweez®, PACE®, PACE EUROPE®, PACE WORLDWIDE®, PACENTER®, Pik-Tip®, PikVac™, Redi-Rak™, ResisTweez™, SensaTemp®, SMR™, Snap-Vac®, SodrTek®, Sodr-X-Tractor®, StripTweez™, Thermo-Drive®, ThermoFlo®, ThermoJet®, ThermoPik™, ThermoTweez®, and VisiFilter™.

PACE products meet or exceed all applicable military or civilian EOS/ESD, temperature stability and other specifications, including MIL-STD-2000, ANSI/J-STD001, IPC 7711, IPC 7721 and IPC-A-610.

**[www.paceworldwide.com](http://www.paceworldwide.com)**

 [www.facebook.com/paceworldwide](https://www.facebook.com/paceworldwide)  
 [www.youtube.com/paceworldwide](https://www.youtube.com/paceworldwide)



**BARCELONA INSTRUMENTS  
ELECTRONICS, S.L.**

Roselló, 20 - 08029 BARCELONA  
Tel.: 93 280 29 89 - Fax: 93 280 41 13  
[ventas@bielec.es](mailto:ventas@bielec.es)

PACE Worldwide  
255 Air Tool Drive  
Southern Pines, NC 28387

phone 1.877.882.PACE  
fax 910.695.1594

PACE Europe Limited  
11 Holdom Avenue  
Bletchley, Milton Keynes,  
Buckinghamshire, MK1 1QU (UK)

phone +44 1908 277666  
fax +44 1908 277777

**PACE**<sup>®</sup>  
[paceworldwide.com](http://paceworldwide.com)